



Learning Period 5 Kindergarten and First Grade Opinion Writing

Please visit the websites listed below to view videos of actual Informative/Explanatory writing lessons to guide your instruction of writing at home.

Week	Stage of Writing	Video	Writing Assignment for the Week
1	<p>Kindergarten: Opinion Writing Stage 1</p> <p>First Grade: Opinion Writing Stage 1</p>	<p>Informative/Explanatory Videos http://www.commoncorestandardswriting.com/L/Kindergarten and First Grade parents watch:</p> <p>K-1 Opinion Writing Introduction</p> <p>K-1 Opinion Writing about a Topic Stages 1-3</p> <p>K-1 Opinion Writing about a Text Stage 1</p>	<p>Kindergarten: Use a combination of drawing, dictating, and writing to compose opinion pieces in which they tell a reader the topic or the name of the book they are writing about and state an opinion or preference about the topic or book (e.g. My favorite book is ...)</p> <p>First: Write opinion pieces in which they introduce the topic or name the book they are writing about, state an opinion, supply a reason for the opinion, and provide some sense of closure.</p> <p>K and 1st: *Writing page provided</p>
2	<p>Kindergarten: Opinion Writing Stage 2</p> <p>First Grade: Opinion Writing Stage 2</p>	<p><i>Kindergarten and First Grade parents watch:</i></p> <p>K-1 Opinion Writing Introduction</p> <p>K-1 Opinion Writing about a Topic Stages 1-3</p> <p>K-1 Opinion Writing about a Text Stage 2</p>	<p>Kindergarten: Use a combination of drawing, dictating, and writing to compose opinion pieces in which they tell a reader the topic or the name of the book they are writing about and state an opinion or preference about the topic or book (e.g. My favorite book is ...)</p> <p>First: Write opinion pieces in which they introduce the topic or name the book they are writing about, state an opinion, supply a reason for the opinion, and provide some sense of closure.</p> <p>K and 1st: *Opinion writing template and writing paper provided</p>
3	<p>Kindergarten: Opinion Writing Stage 2</p> <p>First Grade: Opinion Writing Stage 3</p>	<p><i>Kindergarten and First Grade parents watch:</i></p> <p>K-1 Opinion Writing Introduction</p> <p>K-1 Opinion Writing about a Topic Stages 1-3</p> <p>Kindergarten parents watch:</p> <p>K-1 Opinion Writing about a Text Stage 2</p> <p>First grade parents watch:</p> <p>K-1 Opinion Writing about a Text Stage 3</p>	<p>Kindergarten: Use a combination of drawing, dictating, and writing to compose opinion pieces in which they tell a reader the topic or the name of the book they are writing about and state an opinion or preference about the topic or book (e.g. My favorite book is ...)</p> <p>First: Write opinion pieces in which they introduce the topic or name the book they are writing about, state an opinion, supply a reason for the opinion, and provide some sense of closure.</p> <p>K: *Opinion writing template and writing paper provided</p> <p>1st: What's Your Opinion and Back It Up! Template provided and writing paper provided</p>

4	<p>Kindergarten: Opinion Writing Stage 2</p> <p>First Grade: Opinion Writing Stage 3</p>	<p><i>Kindergarten and First Grade parents watch:</i></p> <p><u>K-1 Opinion Writing Introduction</u></p> <p><u>K-1 Opinion Writing about a Topic Stages 1-3</u></p> <p>Kindergarten parents watch:</p> <p><u>K-1 Opinion Writing about a Text Stage 2</u></p> <p>First grade parents watch:</p> <p><u>K-1 Opinion Writing about a Text Stage 3</u></p>	<p>Kindergarten: Use a combination of drawing, dictating, and writing to compose opinion pieces in which they tell a reader the topic or the name of the book they are writing about and state an opinion or preference about the topic or book (e.g. My favorite book is ...)</p> <p>First: Write opinion pieces in which they introduce the topic or name the book they are writing about, state an opinion, supply a reason for the opinion, and provide some sense of closure.</p> <p>K: *Opinion writing template and writing paper provided 1st: What's Your Opinion and Back It Up! Template provided and writing paper provided</p>
5	<p>Kindergarten: Opinion Writing Stage 2</p> <p>First Grade: Opinion Writing Stage 4</p>	<p><i>Kindergarten and First Grade parents watch:</i></p> <p><u>K-1 Opinion Writing Introduction</u></p> <p><u>K-1 Opinion Writing about a Topic Stages 1-3</u></p> <p><i>Kindergarten parents watch:</i></p> <p><u>K-1 Opinion Writing about a Text Stage 2</u></p> <p>First grade parents watch:</p> <p><u>K-1 Opinion Writing about a Text Stage 4</u></p> <p><u>K-1 Opinion Writing about a Topic Stage 4</u></p>	<p>Kindergarten: Use a combination of drawing, dictating, and writing to compose opinion pieces in which they tell a reader the topic or the name of the book they are writing about and state an opinion or preference about the topic or book (e.g. My favorite book is ...)</p> <p>First: Write opinion pieces in which they introduce the topic or name the book they are writing about, state an opinion, supply a reason for the opinion, and provide some sense of closure.</p> <p>K: *Opinion writing template and writing paper provided 1st: Opinion Writing Organizer and writing paper provided</p>
6	<p>Kindergarten: Opinion Writing Stage 2</p> <p>First Grade: Opinion Writing Stage 4</p>	<p><i>Kindergarten and First Grade parents watch:</i></p> <p><u>K-1 Opinion Writing Introduction</u></p> <p><u>K-1 Opinion Writing about a Topic Stages 1-3</u></p> <p><i>Kindergarten parents watch:</i></p> <p><u>K-1 Opinion Writing about a Text Stage 2</u></p> <p>First grade parents watch:</p> <p><u>K-1 Opinion Writing about a Text Stage 4</u></p> <p><u>K-1 Opinion Writing about a Topic Stage 4</u></p>	<p>Kindergarten: Use a combination of drawing, dictating, and writing to compose opinion pieces in which they tell a reader the topic or the name of the book they are writing about and state an opinion or preference about the topic or book (e.g. My favorite book is ...)</p> <p>First: Write opinion pieces in which they introduce the topic or name the book they are writing about, state an opinion, supply a reason for the opinion, and provide some sense of closure.</p> <p>K: *Opinion writing template and writing paper provided 1st: Opinion Writing Organizer and writing paper provided</p>

Opinion Writing: Stage 1

(Kinder-First Grade)

Content and Organization

Picture: Opinion and Reason

Writing: Title

Sentences

n/a

Mechanics

Capitals: Title of a Story/Text

Opinion Picture

What's Your Opinion and Back It Up!

Draw a picture about your favorite part of the book.



Title: _____

penguins!

Opinion Writing: Stage 2

(Kinder-First Grade)

Opinion and Proof about a Topic or Text

Content and Organization

Title of the Book
State Opinion or Preference about the book.


Sentences

Different sentence beginnings.
Adjectives
Transitions (optional)

Mechanics

Capitals: Title of a Story/Text.
Beginning of a sentence and "I"
End Punctuation
Spaces between words.
Letters snuggled in words.

Opinion Picture and Writing Frame




My favorite book was The
Little Red Hen. One of the
sadest parts was when
the animals took a nap and
the hen did all the work.

Name: _____ Date: _____

week 1



What's Your Opinion and Back It Up!

Draw a picture about your favorite part of the book.



Title: _____


Name: _____ Date: _____



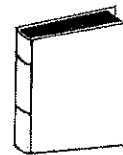
Week 2

What's Your Opinion and Back It Up!

Draw a picture and write about your favorite part of the book.




My favorite book is _____ .





Title! Underline it!

One of the  parts is when
(best, funniest, most interesting, saddest, etc.)



Back It Up! Tell about your favorite part of the book.


Name: _____ Date: _____



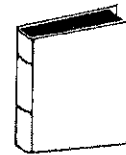
Week 3

What's Your Opinion and Back It Up!


Draw a picture and write about your favorite part of the book.




My favorite book is _____ .



Title! Underline it!



One of the  parts is when _____

(best, funniest, most interesting, saddest, etc.)



Back It Up! Tell about your favorite part of the book.


Name: _____ Date: _____



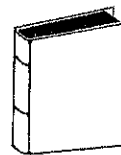
week 4

What's Your Opinion and Back It Up!


Draw a picture and write about your favorite part of the book.




My favorite book is _____.





Title! Underline it!

One of the  parts is when
 (best, funniest, most interesting, saddest, etc.)



Back It Up! Tell about your favorite part of the book.


Name: _____ Date: _____




Week 5

What's Your Opinion and Back It Up!


Draw a picture and write about your favorite part of the book.




My favorite book is _____.




Title! Underline it!

One of the  parts is when
 (best, funniest, most interesting, saddest, etc.)



Back It Up! Tell about your favorite part of the book.

Name: _____ Date: _____




Handwriting practice lines consisting of four sets of horizontal lines. Each set includes a solid top line, a dashed middle line, and a solid bottom line.




Week 6

What's Your Opinion and Back It Up!

Draw a picture and write about your favorite part of the book.



My favorite book is _____




Title! Underline it!

One of the



(best, funniest, most interesting, saddest, etc.)

parts is when



Back It Up! Tell about your favorite part of the book.

Name: _____ Date: _____

