

Kindergarten and First Grade Learning Period 6 Writing Packet

This school year we have learned three different genres of writing: narrative, informative/explanatory, and opinion writing.

For the last learning period, please allow your child to choose which type of writing they would like to do each week. There are papers included in this packet to support each genre of writing. However, your child does not have to do two of each. He or she can do more of one genre than another if they have a preference. Please help determine what would be best for your child to do. The goal would be to complete one writing piece a week.

Also, we have included some spring journal prompts from the following website:
http://journalbuddies.com/journal_prompts_journal_topics/journal-topics-think-spring/

You can have your child substitute a writing piece one week by doing some of these journal prompts about springtime.

53 Writing Ideas About Springtime!

Spring is a time for rebirth and fresh starts. Renew your students' interest in journal prompts with the great journal topics and with fun spring ideas listed below that allow them to think outside the classroom.

1. I know It's spring when...
2. People think about spring as a time for new beginnings – what is something you would like to start doing this spring?
3. Why does spring symbolize birth?
4. Describe something you experience with each of your senses in spring
5. What changes could you make beginning in spring?
6. Fresh starts at spring are a great time to...
7. If you could plant a garden of anything, what would be in it?
8. When everything turns green, I think about...
9. Why do you think baseball is an American tradition?
10. Do you ever celebrate May Day? How could you create a May Day tradition?
11. The prettiest kinds of flowers are...
12. The best game to play outside in the spring
13. Do you ever feel happier during the springtime because of the sun?
14. If I had to describe spring in one word, it would be _____
15. My favorite place to go in the springtime is...
16. Have you ever noticed that "April showers bring may flowers"?
17. What would it be like if summer vacation was in spring instead?



18. My favorite season of the year is...
19. What is your favorite memory from spring break?
20. Memorial Day is an important holiday because...
21. The best thing to do during spring is...
22. Do you ever miss winter once spring starts?
23. Where is the best spot to hide Easter eggs?
24. When I see baby animals, I think of...
25. Something fun to do on April fool's day
26. What if the weather was like spring all year long?
27. What are you most excited to see bloom in the spring?
28. A sunny day makes me feel...
29. What's your favorite thing to do in the rain?
30. What are you planning to do this summer?
31. What does spring fever mean?
32. Do you like the rain in spring?
33. If you could replace spring with any other season, would you?
34. Spring is a time for...
35. What is the best Easter candy?
36. Why do people celebrate st. Patrick's day?
37. If you were drawing a picture of spring, what would it look like?
38. Write a story about an animal born in spring
39. Do you jump in puddles when you see them?
40. Going to the park for the first time in the spring
41. What's your favorite spring fruit or vegetable?
42. When do you start swimming in the spring?
43. What springtime means to me
44. Do you feel love in the spring air?
45. Why is green such an important spring color?
46. Spring brings lots of excitement, but is it too hard to wait for summer?
47. The best spring holiday
48. My favorite thing about warm weather is...
49. What do you feel like when it snows in the springtime?
50. For mother's day, I will...
51. Spring cleaning is a time to get rid of old things – what could you spring clean in your room?
52. What will you do this year for spring break?
53. Describe your perfect spring da

Narrative Writing: Stage 2

(Kinder-First Grade)

Kinder: Plan and Write



Teacher draws organizer for modeling, interactive writing, or for Beginner-Level writing lessons.





A Beginner-Level student wrote the story, then drew a picture to match.


First Grade: Plan and Write

Students draw their own organizers to plan their stories, then write (sample below).













Name: _____ Date: _____




Handwriting practice lines consisting of ten sets of horizontal lines. Each set includes a solid top line, a dashed middle line, and a solid bottom line.








Name: _____ Date: _____



Handwriting practice lines consisting of ten sets of three horizontal lines. Each set includes a solid top line, a dashed middle line, and a solid bottom line, providing a guide for letter height and placement.



Informative/Explanatory Writing: Stage 2

(Kinder-First Grade)

Kinder: Plan and Write

Teacher draws organizer for modeling, interactive writing, or for Beginner-Level writing lessons.


-- Pigs can not sweat. They roll in cool mud to covr their hot skin. Most like to take a bath in water. Many find shade to stay out of the heat.

A Beginner-Level student wrote the information, then drew a picture to match.

First Grade: Plan and Write

First Grade Organizer and Sample Writing

Students draw their own organizers to plan their stories, then write (sample below).



Animal Coverings

Animals have body coverings. All insects, spiders, and crabs have hard shells like armor. Mammals have fur to keep safe and warm. Every bird is covered with lots of feathers. Reptiles have rows and rows of scales to keep moisture in their bodies.

Informative/Explanatory Writing: Stage 2

(Kinder-First Grade)

Big Idea Sentence and Details

Content and Organization

Topic Sentence: State the Big Idea about the Information.
Tell the Subject + Big Idea.

Details: The information sentences that tell about the Big Idea. These detail sentences are organized in a sequence or categories.

Sentences

Different sentence beginnings.

Adjectives

Transitions (optional)

Mechanics

Capitals: Beginning of a sentence and "I"

End Punctuation

Spaces between words.

Letters snuggled in words.

Steps:


Stage 2

Expository Paragraph


What's the Big Idea?

- 1 Get Organized!
- 2 Subject
- 3 Big Idea
- 4 Fancy Words
- 5 Punctuation Time

S




do




Tell Information about the Big Idea!

- 1 Get Organized!
- 2 Details categories sequence
- 3 Different Beginnings
- 4 Punctuation Time


S




do




Most




Many



Some



do



Brainstorm:

Animals' Needs

air → breath

water → drink

light → make food

shelter → keep safe warm

food → for energy to grow

Animals' Coverings

Mammals → fur

shells → shells

feathers → feathers

scales → scales

Life Cycle

Start → baby

grow + change →

adult →


Types of Details:

CATEGORIZE DETAILS

Categorize information about the Big Idea!

Tell about (one/another):

part, type, kind, thing, way, characteristic




Big Idea ?

SEQUENCE DETAILS


Sequence information about the Big Idea!

Tell what happened:


first, next, last




Big Idea ?




Name: _____ Date: _____



Handwriting practice lines consisting of multiple rows. Each row is defined by a solid top line, a dashed middle line, and a solid bottom line.



Name: _____ Date: _____




Handwriting practice lines consisting of ten sets of horizontal lines. Each set includes a solid top line, a dashed middle line, and a solid bottom line, providing a guide for letter height and placement.

Extra

Name: _____


Date: _____



Handwriting practice lines consisting of ten sets of three horizontal lines. Each set includes a solid top line, a dashed middle line, and a solid bottom line, providing a guide for letter height and placement.

Extra


Name: _____ Date: _____



Handwriting practice lines consisting of multiple rows. Each row is defined by a solid top line, a dashed middle line, and a solid bottom line.

Extra

Name: _____ Date: _____



Handwriting practice lines consisting of multiple sets of three horizontal lines: a solid top line, a dashed middle line, and a solid bottom line. There are seven such sets of lines arranged vertically down the page.