

# First Grade Packet

## Learning Period 5 Kindergarten and First Grade Opinion Writing

Please visit the websites listed below to view videos of actual Informative/Explanatory writing lessons to guide your instruction of writing at home.

Week	Stage of Writing	Video	Writing Assignment for the Week
1	<p><b>Kindergarten:</b> Opinion Writing Stage 1</p> <p><b>First Grade:</b> Opinion Writing Stage 1</p>	<p>Informative/Explanatory Videos <a href="http://www.commoncorestandardswriting.com/Kindergarten-and-First-Grade-parents-watch/">http://www.commoncorestandardswriting.com/Kindergarten-and-First-Grade-parents-watch/</a></p> <p><u>K-1 Opinion Writing Introduction</u></p> <p><u>K-1 Opinion Writing about a Topic Stages 1-3</u></p> <p><u>K-1 Opinion Writing about a Text Stage 1</u></p>	<p><b>Kindergarten:</b> Use a combination of drawing, dictating, and writing to compose opinion pieces in which they tell a reader the topic or the name of the book they are writing about and state an opinion or preference about the topic or book (e.g. My favorite book is ...)</p> <p><b>First:</b> Write opinion pieces in which they introduce the topic or name the book they are writing about, state an opinion, supply a reason for the opinion, and provide some sense of closure.</p> <p>K and 1<sup>st</sup>: *Writing page provided</p>
2	<p><b>Kindergarten:</b> Opinion Writing Stage 2</p> <p><b>First Grade:</b> Opinion Writing Stage 2</p>	<p><u>Kindergarten and First Grade parents watch:</u></p> <p><u>K-1 Opinion Writing Introduction</u></p> <p><u>K-1 Opinion Writing about a Topic Stages 1-3</u></p> <p><u>K-1 Opinion Writing about a Text Stage 2</u></p>	<p><b>Kindergarten:</b> Use a combination of drawing, dictating, and writing to compose opinion pieces in which they tell a reader the topic or the name of the book they are writing about and state an opinion or preference about the topic or book (e.g. My favorite book is ...)</p> <p><b>First:</b> Write opinion pieces in which they introduce the topic or name the book they are writing about, state an opinion, supply a reason for the opinion, and provide some sense of closure.</p> <p>K and 1<sup>st</sup>: *Opinion writing template and writing paper provided</p>
3	<p><b>Kindergarten:</b> Opinion Writing Stage 2</p> <p><b>First Grade:</b> Opinion Writing Stage 3</p>	<p><u>Kindergarten and First Grade parents watch:</u></p> <p><u>K-1 Opinion Writing Introduction</u></p> <p><u>K-1 Opinion Writing about a Topic Stages 1-3</u></p> <p>Kindergarten parents watch:</p> <p><u>K-1 Opinion Writing about a Text Stage 2</u></p> <p>First grade parents watch:</p> <p><u>K-1 Opinion Writing about a Text Stage 3</u></p>	<p><b>Kindergarten:</b> Use a combination of drawing, dictating, and writing to compose opinion pieces in which they tell a reader the topic or the name of the book they are writing about and state an opinion or preference about the topic or book (e.g. My favorite book is ...)</p> <p><b>First:</b> Write opinion pieces in which they introduce the topic or name the book they are writing about, state an opinion, supply a reason for the opinion, and provide some sense of closure.</p> <p>K: *Opinion writing template and writing paper provided 1<sup>st</sup>: What's Your Opinion and Back It Up! Template provided and writing paper provided</p>

4	<p><b>Kindergarten:</b> Opinion Writing Stage 2</p> <p><b>First Grade:</b> Opinion Writing Stage 3</p>	<p><i>Kindergarten and First Grade parents watch:</i></p> <p><u>K-1 Opinion Writing Introduction</u></p> <p><u>K-1 Opinion Writing about a Topic Stages 1-3</u></p> <p>Kindergarten parents watch:</p> <p><u>K-1 Opinion Writing about a Text Stage 2</u></p> <p>First grade parents watch:</p> <p><u>K-1 Opinion Writing about a Text Stage 3</u></p>	<p><b>Kindergarten:</b> Use a combination of drawing, dictating, and writing to compose opinion pieces in which they tell a reader the topic or the name of the book they are writing about and state an opinion or preference about the topic or book (e.g. My favorite book is ...)</p> <p><b>First:</b> Write opinion pieces in which they introduce the topic or name the book they are writing about, state an opinion, supply a reason for the opinion, and provide some sense of closure.</p> <p>K: *Opinion writing template and writing paper provided 1<sup>st</sup>: What's Your Opinion and Back It Up! Template provided and writing paper provided</p>
5	<p><b>Kindergarten:</b> Opinion Writing Stage 2</p> <p><b>First Grade:</b> Opinion Writing Stage 4</p>	<p><i>Kindergarten and First Grade parents watch:</i></p> <p><u>K-1 Opinion Writing Introduction</u></p> <p><u>K-1 Opinion Writing about a Topic Stages 1-3</u></p> <p>Kindergarten parents watch:</p> <p><u>K-1 Opinion Writing about a Text Stage 2</u></p> <p>First grade parents watch:</p> <p><u>K-1 Opinion Writing about a Text Stage 4</u></p> <p><u>K-1 Opinion Writing about a Topic Stage 4</u></p>	<p><b>Kindergarten:</b> Use a combination of drawing, dictating, and writing to compose opinion pieces in which they tell a reader the topic or the name of the book they are writing about and state an opinion or preference about the topic or book (e.g. My favorite book is ...)</p> <p><b>First:</b> Write opinion pieces in which they introduce the topic or name the book they are writing about, state an opinion, supply a reason for the opinion, and provide some sense of closure.</p> <p>K: *Opinion writing template and writing paper provided 1<sup>st</sup>: Opinion Writing Organizer and writing paper provided</p>
6	<p><b>Kindergarten:</b> Opinion Writing Stage 2</p> <p><b>First Grade:</b> Opinion Writing Stage 4</p>	<p><i>Kindergarten and First Grade parents watch:</i></p> <p><u>K-1 Opinion Writing Introduction</u></p> <p><u>K-1 Opinion Writing about a Topic Stages 1-3</u></p> <p>Kindergarten parents watch:</p> <p><u>K-1 Opinion Writing about a Text Stage 2</u></p> <p>First grade parents watch:</p> <p><u>K-1 Opinion Writing about a Text Stage 4</u></p> <p><u>K-1 Opinion Writing about a Topic Stage 4</u></p>	<p><b>Kindergarten:</b> Use a combination of drawing, dictating, and writing to compose opinion pieces in which they tell a reader the topic or the name of the book they are writing about and state an opinion or preference about the topic or book (e.g. My favorite book is ...)</p> <p><b>First:</b> Write opinion pieces in which they introduce the topic or name the book they are writing about, state an opinion, supply a reason for the opinion, and provide some sense of closure.</p> <p>K: *Opinion writing template and writing paper provided 1<sup>st</sup>: Opinion Writing Organizer and writing paper provided</p>

# Opinion Writing: Stage 1

(Kinder-First Grade)

## Content and Organization

Picture: Opinion and Reason

Writing: Title

## Sentences

n/a

## Mechanics

Capitals: Title of a Story/Text

## Opinion Picture

**What's Your Opinion and Back It Up!**  
Draw a picture about your favorite part of the book.



Title: \_\_\_\_\_

penguins!

# Opinion Writing: Stage 2

(Kinder-First Grade)

## Opinion and Proof about a Topic or Text

### Content and Organization

Title of the Book  
State Opinion or Preference about the book.


### Sentences

Different sentence beginnings.  
Adjectives  
Transitions (optional)

### Mechanics

Capitals: Title of a Story/Text.  
Beginning of a sentence and "I"  
End Punctuation  
Spaces between words.  
Letters snuggled in words.

## Opinion Picture and Writing Frame



My favorite book was The  
Little Red Hen. One of the  
sadest parts was when  
the animals took a nap and  
the hen did all the work.

# Opinion Writing: Stage 3

(First Grade)

## Opinion, Reason, and Connection Pictures

### Content and Organization

Write: Author's Name and Title of Text  
Pictures: Opinion, Reason, Connection

### Sentences

n/a

### Mechanics

Capitals: Beginning of sentences, proper nouns, "I", dates, titles.  
Commas: After common transitions (when needed).

## Opinion with Support and Connections

### What's Your Opinion and Back It Up!

After reading your book, fill-in the boxes below.

Write the Author's Name.



Helen Lester


Write the Title of the Book.



Tacky the Penguin

Capitalize the first word and all the important words in the title. Don't forget to Underline it!

Opinion!



Circle how you felt or what you thought about the book: interesting, funny, exciting, sad, scary, etc.

Back It Up!


Draw a picture of your favorite part.



Cannonball

Make a Connection!

Draw a picture of your connection.



# Opinion Writing: Stage 4

(First Grade)

## Opinion Paragraph about a Topic or Text

### Content and Organization

Introduce Topic/Title of Book  
Topic Sentence: State Opinion  
Details: Two Reasons to Support Opinion  
Conclusion: Provide a Sense of Closure  
(Repeat Opinion using different words, or give final thoughts of topic/text.)


### Sentences


Expand Sentences.  
Different Sentence Beginnings.  
Adjectives  
Transitions: Temporal words to signal order of events, Category words to signal different details. Linking words to connect opinion, reasons, and conclusion.

### Mechanics


Capitals and Stops.  
Commas: After common transitions, series, conjunctions, and dates.  
Quotation Marks

I read Johnny Appleseed.  
Title

In my opinion,  loved Johnny.  
Story: Tell what you think of the story or a character.  
Information: Tell what you think of the subject or information.


To start .

Choose:  
To start,  
To begin,  
First.

Also .

Choose:  
Next,  
Also,  
Then.

I think Johnny was nice man.  
Repeat your opinion, but use different words.



I read Johnny Appleseed. In my opinion, the peopl and animals loved Johnny. To start, the ber let him walk in the forest and didnt eat him. Also, the Birds helped him find roots and plants to eat. I think Johnny was a nice man so evere won loved him.


Name: \_\_\_\_\_

Date: \_\_\_\_\_

week 1



# What's Your Opinion and Back It Up!

Draw a picture about your favorite part of the book.



Title: \_\_\_\_\_

Name: \_\_\_\_\_ Date: \_\_\_\_\_






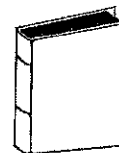
Week 2

# What's Your Opinion and Back It Up!

Draw a picture and write about your favorite part of the book.




My favorite book is \_\_\_\_\_



Title! Underline it!

One of the  parts is when  
(best, funniest, most interesting, saddest, etc.)



Back It Up! Tell about your favorite part of the book.

Name: \_\_\_\_\_

Date: \_\_\_\_\_

Handwriting practice lines consisting of multiple sets of three horizontal lines: a solid top line, a dashed middle line, and a solid bottom line.

Name: \_\_\_\_\_ Date: \_\_\_\_\_

# What's Your Opinion and Back It Up!

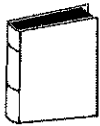
Week 3

After reading your book, fill-in the boxes below.

Write the Author's Name.




Write the Title of the Book.



Capitalize the first word and all the important words in the title, Don't forget to Underline it!

Opinion!



Circle how you felt or what you thought about the book: interesting, funny, exciting, sad, scary, etc.

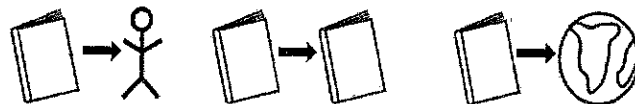
Back It Up!

Draw a picture of your favorite part.





Make a Connection!

Draw a picture of your connection.



Name: \_\_\_\_\_ Date: \_\_\_\_\_



Name: \_\_\_\_\_

Date: \_\_\_\_\_

Week 4

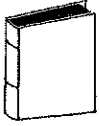
# What's Your Opinion and Back It Up!

After reading your book, fill-in the boxes below.

Write the Author's Name.




Write the Title of the Book.



Capitalize the first word and all the important words in the title, Don't forget to Underline it!

Opinion!



Circle how you felt or what you thought about the book: interesting, funny, exciting, sad, scary, etc.

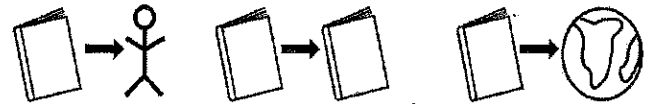
Back It Up!

Draw a picture of your favorite part.





Make a Connection!

Draw a picture of your connection.



Name: \_\_\_\_\_

Date: \_\_\_\_\_



Week 5

Name: \_\_\_\_\_

Date: \_\_\_\_\_

I read \_\_\_\_\_

Title

In my opinion, \_\_\_\_\_

Story: Tell what you think of the story or a character.  
Information: Tell what you think of the subject or information.

Choose:  
To start,  
To begin,  
First,



Choose:  
Next,  
Also,  
Then,

I think \_\_\_\_\_

Repeat your opinion, but use different words.

Name: \_\_\_\_\_

Date: \_\_\_\_\_





Week 6

Name: \_\_\_\_\_

Date: \_\_\_\_\_

I read \_\_\_\_\_

Title

In my opinion, \_\_\_\_\_

Story: Tell what you think of the story or a character.  
Information: Tell what you think of the subject or information.

Choose:  
To start,  
To begin,  
First,

Choose:  
Next,  
Also,  
Then,

I think \_\_\_\_\_

Repeat your opinion, but use different words.

Name: \_\_\_\_\_

Date: \_\_\_\_\_

