


Learning Period 2 Kindergarten Narrative Writing

This year, we will be using Nancy Fetzer's K-1 writing curriculum. Please visit the website listed below to view videos of actual writing lessons that will be taught during class. These lessons will help guide you in your at-home writing instruction.

Week	Stage of Writing	Video	Writing Assignment for the Week
1	Narrative Writing: Stage 2	Re-visit: http://www.commoncorestandardswriting.com/ Watch Narrative Writing Lessons Stage 2 Part 1 Watch Narrative Writing Lessons Stage 2 Part 2	Write an imaginative or personal narrative. Kindergarten students use organizer provided to plan story with a lot of parent help. Then, write story and draw picture to match. If students are able to write more than one sentence, then please encourage them to do so.
2	Narrative Writing: Stage 2	Re-visit: http://www.commoncorestandardswriting.com/ Watch Narrative Writing Lessons Stage 2 Part 1 Watch Narrative Writing Lessons Stage 2 Part 2	Write an imaginative or personal narrative. Kindergarten students use organizer provided to plan story with a lot of parent help. Then, write story and draw picture to match. If students are able to write more than one sentence, then please encourage them to do so.
3	Narrative Writing: Stage 2	Re-visit: http://www.commoncorestandardswriting.com/ Watch Narrative Writing Lessons Stage 2 Part 1 Watch Narrative Writing Lessons Stage 2 Part 2	Write an imaginative or personal narrative. Kindergarten students use organizer provided to plan story with a lot of parent help. Then, write story and draw picture to match. If students are able to write more than one sentence, then please encourage them to do so.
4	Narrative Writing: Stage 2	Re-Visit: http://www.commoncorestandardswriting.com/ Watch Narrative Writing Lessons Stage 2 Part 1 Watch Narrative Writing Lessons Stage 2 Part 2	Write an imaginative or personal narrative. Kindergarten students use organizer provided to plan story with a lot of parent help. Then, write story and draw picture to match. If students are able to write more than one sentence, then please encourage them to do so.
5	Narrative Writing: Stage 2	Re-visit: http://www.commoncorestandardswriting.com/ Watch Narrative Writing Lessons Stage 2 Part 1 Watch Narrative Writing Lessons Stage 2 Part 2	Write an imaginative or personal narrative. Kindergarten students use organizer provided to plan story with a lot of parent help. Then, write story and draw picture to match. If students are able to write more than one sentence, then please encourage them to do so.
6	Narrative Writing: Stage 2	Re-visit: http://www.commoncorestandardswriting.com/ Watch Narrative Writing Lessons Stage 2 Part 1 Watch Narrative Writing Lessons Stage 2 Part 2	Write an imaginative or personal narrative. Kindergarten students use organizer provided to plan story with a lot of parent help. Then, write story and draw picture to match. If students are able to write more than one sentence, then please encourage them to do so.

The writing lessons you teach your child at home are very guided at the beginning of the school year. The expectation is for kindergartners to write a one sentence narrative by the end of learning period two. The expectation is for first graders to write a 3-5 sentence narrative by the end of learning period two.

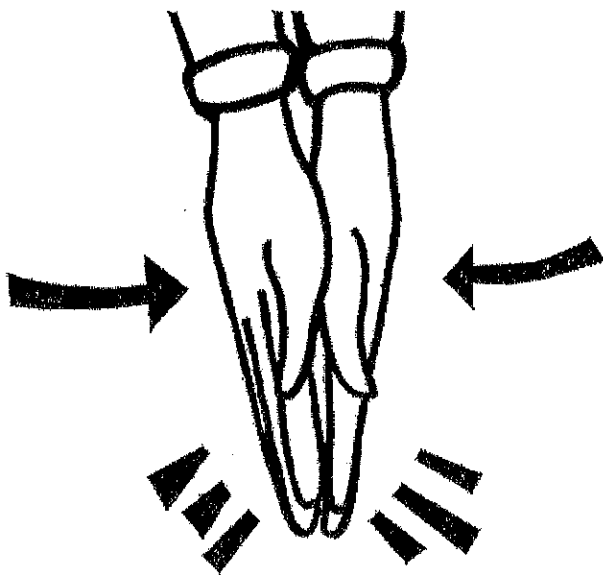
Narrative Writing Chant: Stage 2



Story Opening!



Then actions,
actions, actions...



...until the story
is done!

Narrative Writing: Stage 2

(Kinder-First Grade)

Narratives: Sentences and Simple Paragraphs

Content and Organization

Story Opening: Character + Action

Events: Sequenced actions. Reactions optional (emotions and dialogue/thoughts without quotation marks)

Story Closing: The main character's reaction after the experience. What did the character feel, think, or wish?

Sentences

Different sentence beginnings.

Adjectives

Transitions (optional)

Mechanics

Capitals: Beginning of a sentence and "I"

End Punctuation

Spaces between words.

Letters snuggled in words.

Steps:

Narrative Writing: Stage 2

Story Opening!

1. Get Organized!

2. Character

3. Setting

4. Action


Actions, Actions, Actions!


1. Draw Box


2. What Happened Next?


3. Transition


The Story is Done!












Add Fancy Words!

Imaginative or Personal Narrative Writing Steps: Stage 2

Story Opening Sentence:

1. Get Organized!
(Draw two boxes.)




2. Character:
Who is in the story?
A person, animal, or I am.
(Draw in left box.)



3. Setting:
When and where does
the story take place?
(Draw in left box.)



4. Action!
What was the character
or you doing in the setting?
(Draw in right box.)



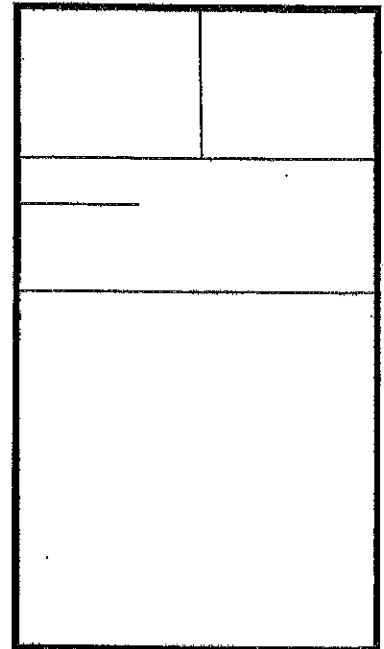
Actions, Actions, Actions:

1. Draw an Action Box!
(Make a box for the next action.)

2. What happened next **after** or
while the character or you _____?
(Draw a picture in the box.)




3. Transition! Special Words that Move One Action to the Next Action!
(Draw a line on the left side of the picture box.
Write a transition on the line.)



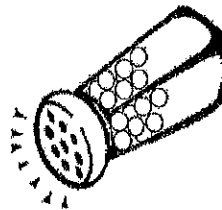
The Story is Done!


Ending Action: What Did
the character or you Feel,
Learn, or Wish in the end?




Add Fancy Words!

Who or what is the
most important part of
the sentence?
(Write words near pictures.)









Name: _____

Date: _____

Title: _____







Name: _____

Date: _____

Title: _____




A series of horizontal lines for writing, consisting of solid top and bottom lines with a dashed midline, repeated multiple times down the page.



Name: _____

Date: _____

Title: _____



1

