

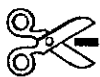


**Directions:** Cut out the words below. Then sort the words so that all the *-en* words are together and all the *-end* words are together.





den      men      tend

hen      pen      ten

bend      mend

lend      send

**Directions:** Cut out the words below. Then sort the words so that all the *-ed* words are together and all the *-ell* words are together.






✂

bell	led	wed
cell	fell	tell
bed	red	
fed	sell	


2

# Peg the Hen




Peg is a red hen.

1




Peg gets set to go.

2




Peg gets in a jet.

3




The jet is fast.

4



Peg gets wet.

5




The jet gets in a web.

6



Peg falls and falls!

7





Peg falls into bed.

The End

8

# Peg the Hen



 Complete each word to rhyme with **hen**, then say the word.  
Hint: Use the picture clues to help.

1.



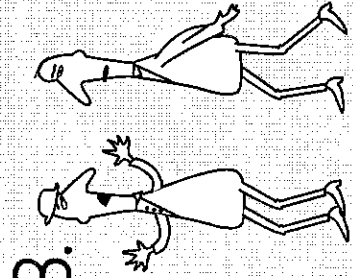
hen

2.

ten


ten

3.



pen

4.




pen

# Simple Sentences (en)

Word Bank  
ten  
hen  
men  
playpen

Name \_\_\_\_\_

Read each sentence below, saying the -en picture names as you read. Rewrite the sentence and change each picture to a word. Illustrate the sentences on the back of your paper.


1. Ben has a white  .

\_\_\_\_\_

\_\_\_\_\_

\_\_\_\_\_

\_\_\_\_\_

2. Baby Gwen is in the  .

\_\_\_\_\_

\_\_\_\_\_

\_\_\_\_\_

\_\_\_\_\_

3. There were 10  in the den.

\_\_\_\_\_

\_\_\_\_\_

\_\_\_\_\_

\_\_\_\_\_



Look at the picture in each box. Circle the word that matches the picture. Write the word on the lines.

1.



pen  
pan

\_\_\_\_\_

-----

\_\_\_\_\_

2.



bun  
Ben

\_\_\_\_\_

-----

\_\_\_\_\_

3.




wren  
run

\_\_\_\_\_

-----

\_\_\_\_\_

4.




man  
men

\_\_\_\_\_

-----

\_\_\_\_\_

5.



hen  
him

\_\_\_\_\_

-----

\_\_\_\_\_

# Simple Sentences (et)

Word Bank  
jet  
vet  
wet

Name \_\_\_\_\_

Read each sentence below, saying the -et picture names as you read. Rewrite the sentence and change each picture to a word. Illustrate the sentences on the back of your paper.

1. The  left at sunset .

---


---

---

---

---

---

2. Bret took his cat to the  .

---

---

---

---

---

---

3. I bet that my dress is still  .

---

---

---

---

---

---

Look at the picture in each box. Circle the word that matches the picture. Write the word on the lines.

1.




puppet  
paper

\_\_\_\_\_

-----

\_\_\_\_\_

2.



jot  
jet

\_\_\_\_\_

-----

\_\_\_\_\_

3.



net  
not

\_\_\_\_\_

-----

\_\_\_\_\_

4.




frost  
fret

\_\_\_\_\_

-----

\_\_\_\_\_

5.



set  
sit

\_\_\_\_\_

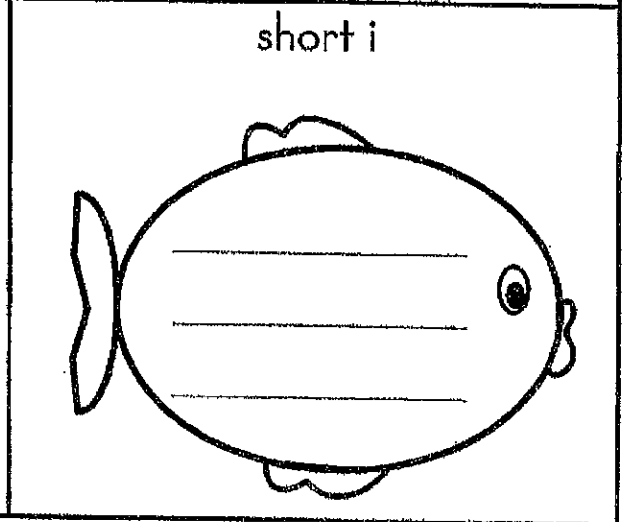
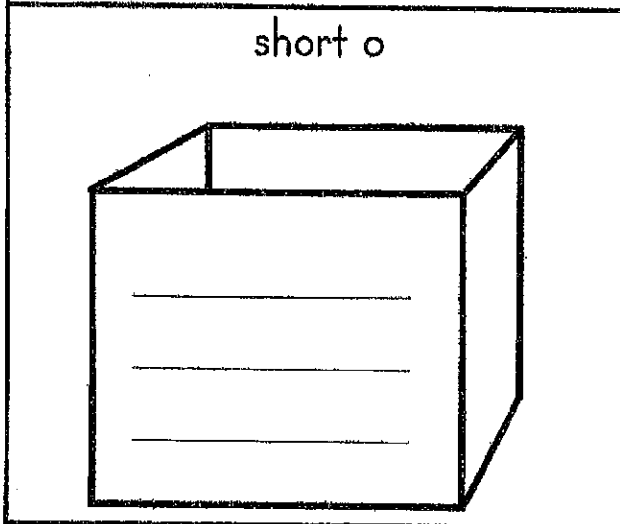
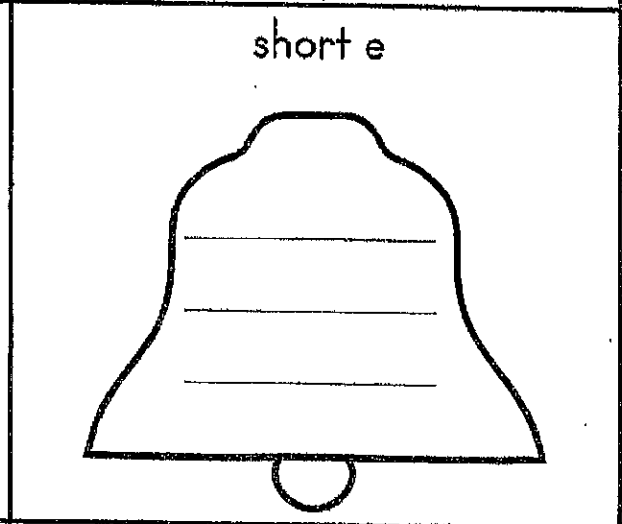
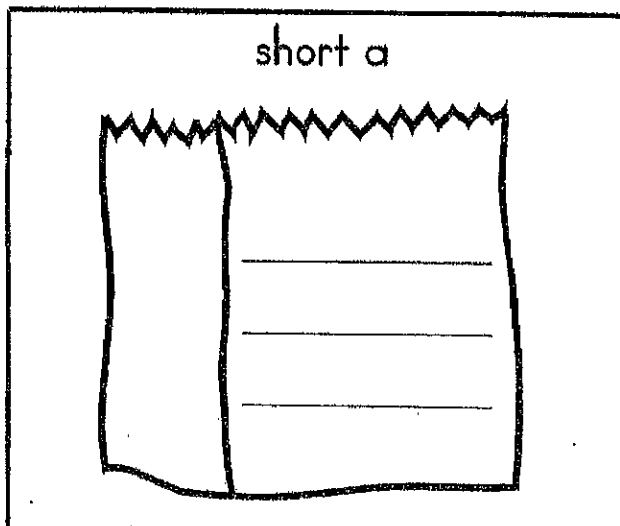
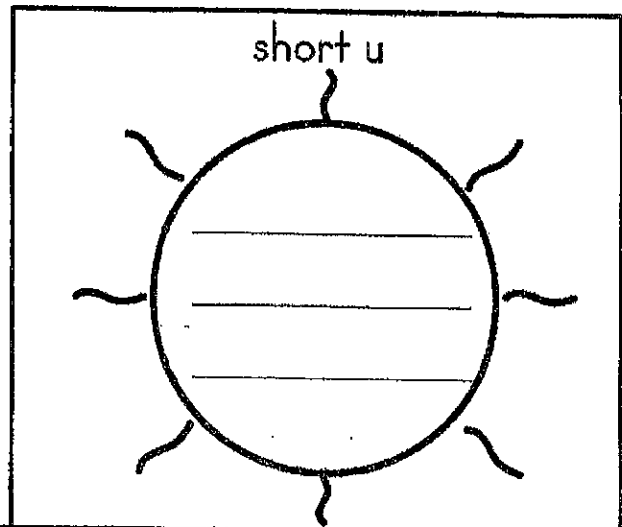
-----

\_\_\_\_\_

# Short Vowels

**Directions:** Read the words in the list. Write each word in the shape that matches the short vowel sound in the word.

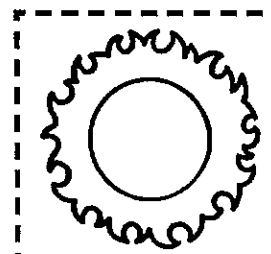


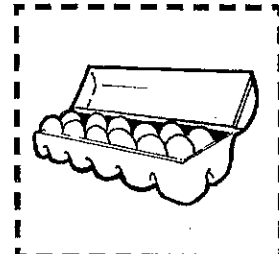












loss	sell	rap
hip	fuss	bid
pod	ram	pit
yet	dug	led
job	gap	bud



Short Vowels

**Phonics Instructions:** The letter *e* is a vowel that has several sounds. The short sound of *e*, as in *end*, should be taught first, because it is the most common. Ask the student to practice the short /e/ in isolation. Then read aloud the name of each picture: elephant, moon, duck, eggs, cat, elbow, sun, elf. Have the student sort the pictures.

**Student Directions:** Cut out the pictures at the bottom of the page. Place the pictures that begin with the short /e/ sound under the letter *e*. Place the others under the trash can.



short e ten 10

Name \_\_\_\_\_



Write the missing short vowel in each word,  
then say the word.

1.



\_\_\_\_\_

2.



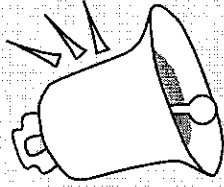
\_\_\_\_\_

3.

10

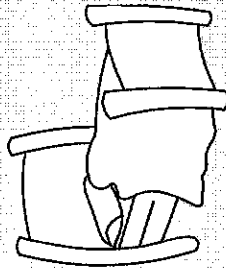
\_\_\_\_\_

4.



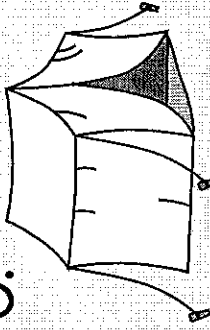
\_\_\_\_\_

5.



\_\_\_\_\_

6.



\_\_\_\_\_

**BRAINWORK!** Circle the words that rhyme.


Name \_\_\_\_\_



Circle the word that best completes the sentence,  
then write the word in the blank.

1. The hen has

\_\_\_\_\_



begs  
wags  
eggs

2. She is in a

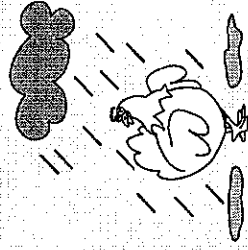
\_\_\_\_\_



jet  
pet  
let

3. She gets


\_\_\_\_\_



was  
wet  
net

4. Ten pets get on the

\_\_\_\_\_



red  
bed  
bat

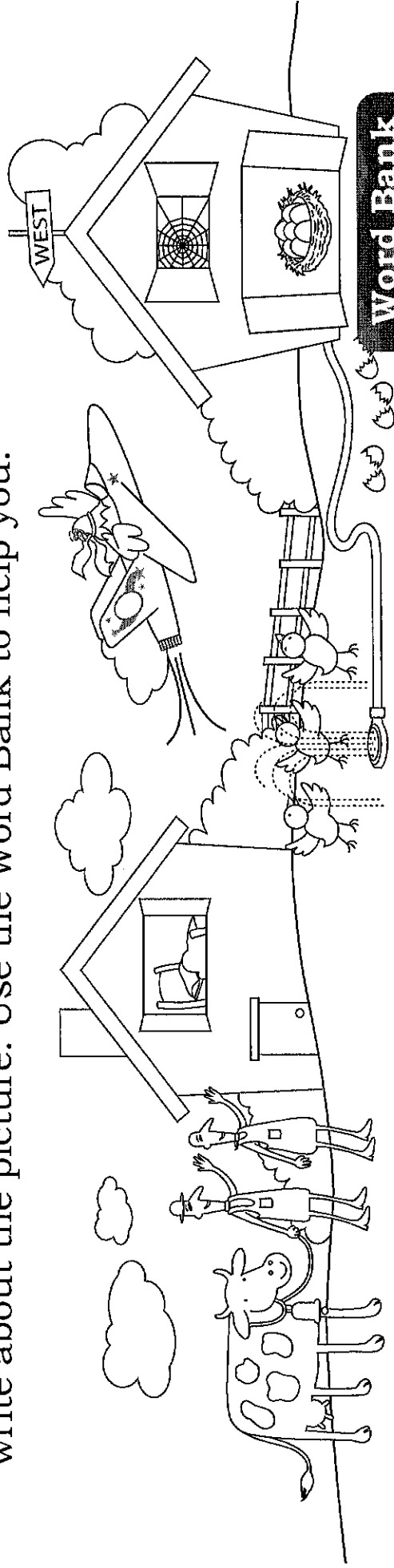


short e ten 10

Name \_\_\_\_\_



Circle the things that have the **short e** sound, then write about the picture. Use the Word Bank to help you.



Word Bank

men

hen

jet

bed




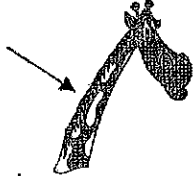
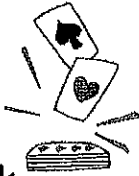



web

bell



# Read and Write (eck)

Say the name of each picture. Read the words and circle the word that names the picture. Write the word underneath the picture. Make a picture for the last two words. You may need to use the dictionary.

 <p>check      chick</p> <hr/> <hr/> <hr/>	 <p>write      wreck</p> <hr/> <hr/> <hr/>	 <p>peck      pick</p> <hr/> <hr/> <hr/>
 <p>nick      neck</p> <hr/> <hr/> <hr/>	 <p>deck      dock</p> <hr/> <hr/> <hr/>	 <p>shipwreck      write</p> <hr/> <hr/> <hr/>
 <p>turtleneck      trek</p> <hr/> <hr/> <hr/>	 <p>spook      speck</p> <hr/> <hr/> <hr/>	<p>fleck</p> <hr/> <hr/> <hr/>

# Simple Sentences (eck)

Word Bank  
wreck  
check  
peck  
turtleneck

Name \_\_\_\_\_

Read each sentence below, saying the -eck picture names as you read. Rewrite the sentence and change each picture to a word. Illustrate the sentences on the back of your paper.


1. Mr. Beck wrote a  to pay for the .

\_\_\_\_\_

\_\_\_\_\_

\_\_\_\_\_

\_\_\_\_\_


2. My  shirt tickles my neck!

\_\_\_\_\_

\_\_\_\_\_

\_\_\_\_\_

\_\_\_\_\_

3. The hen likes to  for bugs.

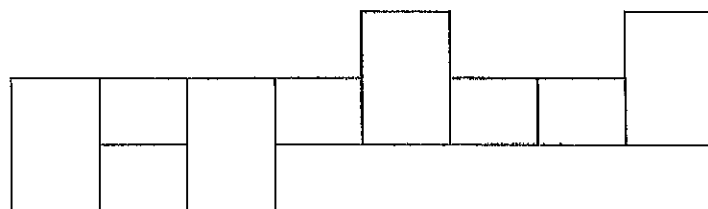

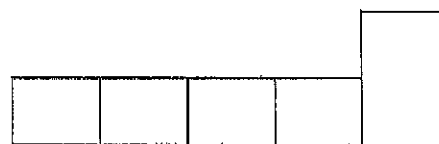
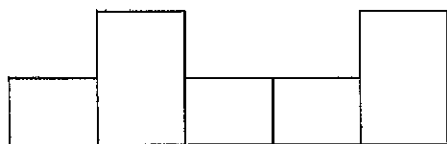
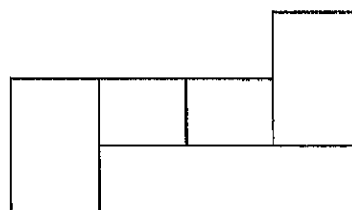

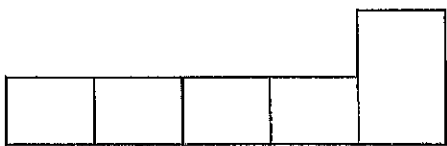
\_\_\_\_\_

\_\_\_\_\_

\_\_\_\_\_

\_\_\_\_\_

# Configuration Station (eck)



Word Bank			
deck	speck	neck	wreck
fleck	peck	check	paycheck

