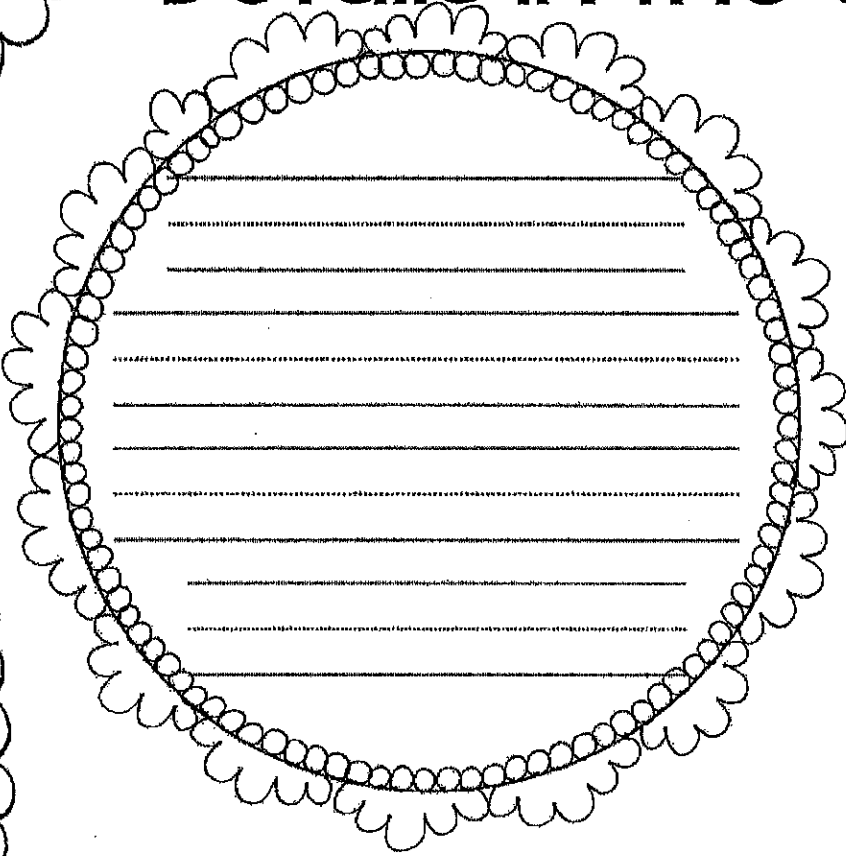


Name: \_\_\_\_\_

Week 1

RL.1.7

# Details in the Story



\_\_\_\_\_

\_\_\_\_\_

\_\_\_\_\_

\_\_\_\_\_

\_\_\_\_\_

\_\_\_\_\_

\_\_\_\_\_

\_\_\_\_\_

These **details** helped me to understand the **character** in the story.

What I know about the **character**:

\_\_\_\_\_

\_\_\_\_\_

\_\_\_\_\_

\_\_\_\_\_

\_\_\_\_\_

\_\_\_\_\_

\_\_\_\_\_

\_\_\_\_\_

\_\_\_\_\_

\_\_\_\_\_

\_\_\_\_\_

Name: \_\_\_\_\_

Week 2

# Central Message

RI.12

A large, cloud-shaped writing area with a scalloped border. It contains ten horizontal lines for writing, with a dashed midline on each line to guide letter height.

This is how I know:

A rectangular writing area with a wavy border. It contains ten horizontal lines for writing, with a dashed midline on each line to guide letter height.

Name: \_\_\_\_\_

Week 3

# Ask and Answer Questions

RLII

Who are the characters in the story?

\_\_\_\_\_

\_\_\_\_\_

\_\_\_\_\_

\_\_\_\_\_

\_\_\_\_\_

\_\_\_\_\_

Where does the story take place?

\_\_\_\_\_

\_\_\_\_\_

\_\_\_\_\_

\_\_\_\_\_

\_\_\_\_\_

\_\_\_\_\_

What happens in the story?

\_\_\_\_\_

\_\_\_\_\_

\_\_\_\_\_

\_\_\_\_\_



\_\_\_\_\_

\_\_\_\_\_

Name: \_\_\_\_\_

# Illustrations

RI.7



These **illustrations** helped me to understand the character in the story.

What I know about the character:

Handwriting practice lines consisting of solid top and bottom lines with a dashed middle line. There are ten sets of these lines provided for writing.

Name: \_\_\_\_\_ Date: \_\_\_\_\_

# Beginning...Middle...End

Title: \_\_\_\_\_

**In the beginning...**

Handwriting practice lines for the beginning section, consisting of four sets of solid top and bottom lines with a dashed midline.

**In the middle...**

Handwriting practice lines for the middle section, consisting of four sets of solid top and bottom lines with a dashed midline.

**In the end...**

Handwriting practice lines for the end section, consisting of four sets of solid top and bottom lines with a dashed midline.



Extra

**STORY MAP**

Student's Name: \_\_\_\_\_

Title: \_\_\_\_\_

Author: \_\_\_\_\_

Illustrator: \_\_\_\_\_

Setting: \_\_\_\_\_

Characters: \_\_\_\_\_

Beginning: \_\_\_\_\_

Middle: \_\_\_\_\_

End: \_\_\_\_\_

Reader's Conclusion (Problem/Solution): \_\_\_\_\_

Name: \_\_\_\_\_

Title: \_\_\_\_\_

Date: \_\_\_\_\_

# Setting

