

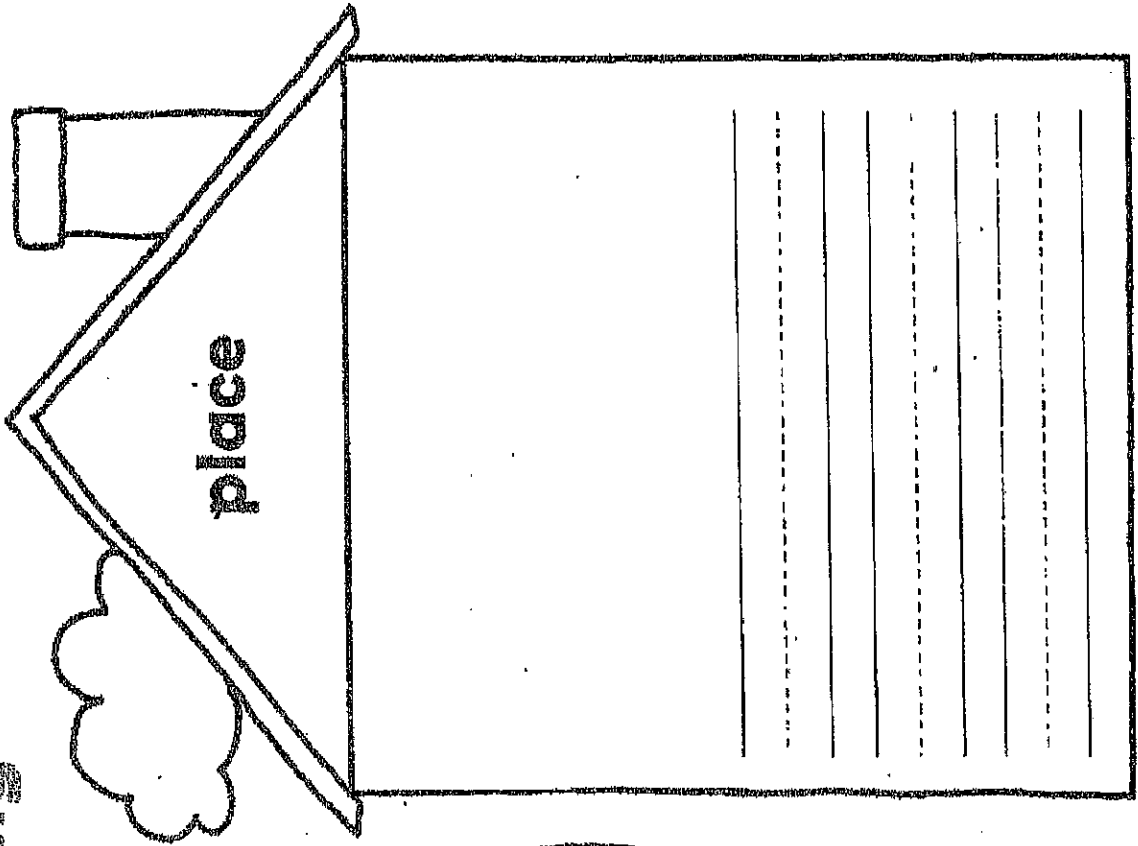
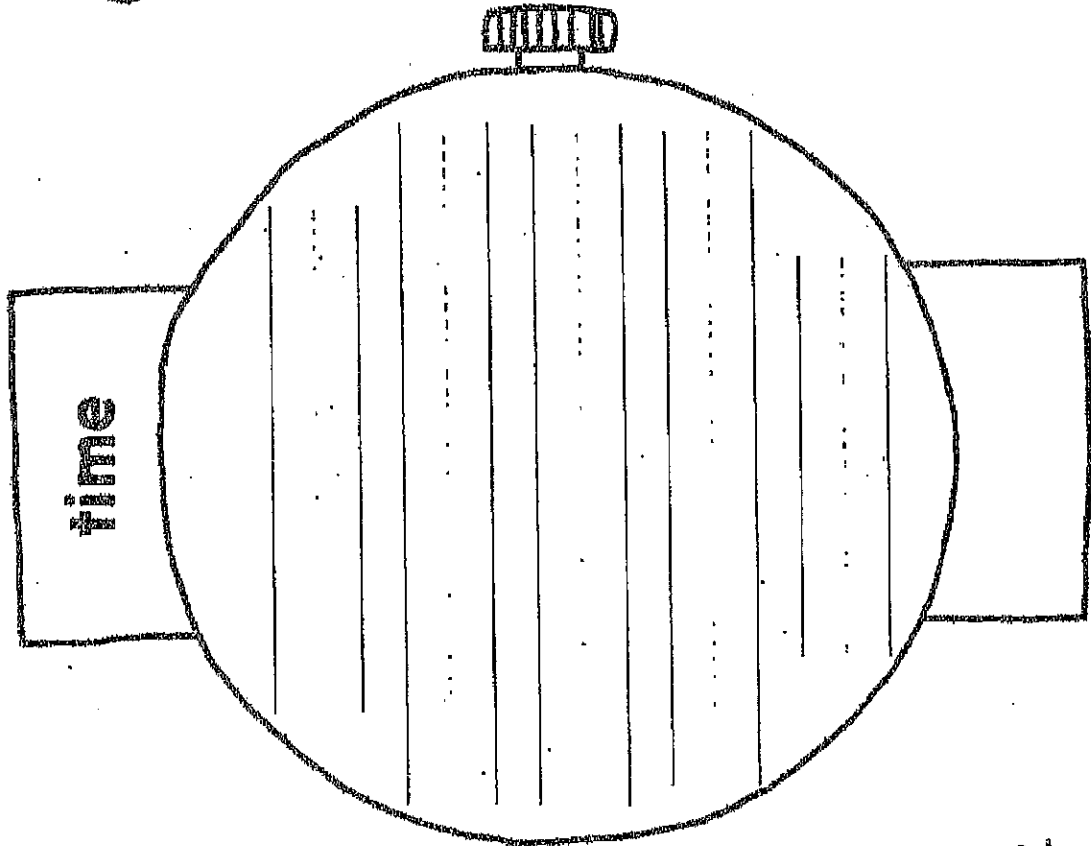
Week 1

Name: \_\_\_\_\_

Title: \_\_\_\_\_

Date: \_\_\_\_\_

# Setting



Name: \_\_\_\_\_

Week 2 : Lesson 22

# Central Message

RI.2

A large, cloud-shaped writing area with a scalloped border. It contains ten sets of primary writing lines, each consisting of a solid top line, a dashed middle line, and a solid bottom line.

This is how I know:

A rectangular writing area with a wavy border. It contains ten sets of primary writing lines, each consisting of a solid top line, a dashed middle line, and a solid bottom line.

Name: \_\_\_\_\_

# Week 3: Lesson 23

## Ask and Answer Questions

RL.1.1

Who are the characters in the story?

\_\_\_\_\_

\_\_\_\_\_

\_\_\_\_\_

\_\_\_\_\_

\_\_\_\_\_

\_\_\_\_\_

\_\_\_\_\_

Where does the story take place?

\_\_\_\_\_

\_\_\_\_\_

\_\_\_\_\_

\_\_\_\_\_

\_\_\_\_\_

\_\_\_\_\_

\_\_\_\_\_

What happens in the story?

\_\_\_\_\_

\_\_\_\_\_

\_\_\_\_\_

\_\_\_\_\_

\_\_\_\_\_

\_\_\_\_\_

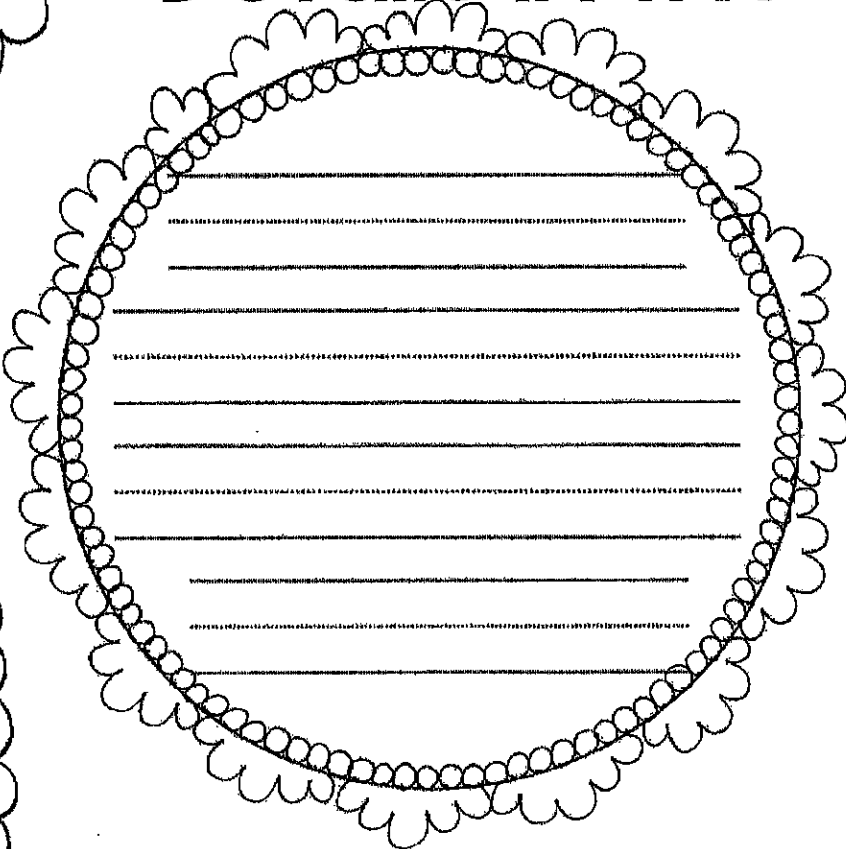
\_\_\_\_\_

Name: \_\_\_\_\_

Week 4: Lesson 24

RI.1.7

# Details in the Story



\_\_\_\_\_

\_\_\_\_\_

\_\_\_\_\_

\_\_\_\_\_

\_\_\_\_\_

\_\_\_\_\_

\_\_\_\_\_

\_\_\_\_\_

These **details** helped me to understand the **character** in the story.

What I know about the **character**:

\_\_\_\_\_

\_\_\_\_\_

\_\_\_\_\_

\_\_\_\_\_

\_\_\_\_\_

\_\_\_\_\_

\_\_\_\_\_

\_\_\_\_\_

\_\_\_\_\_

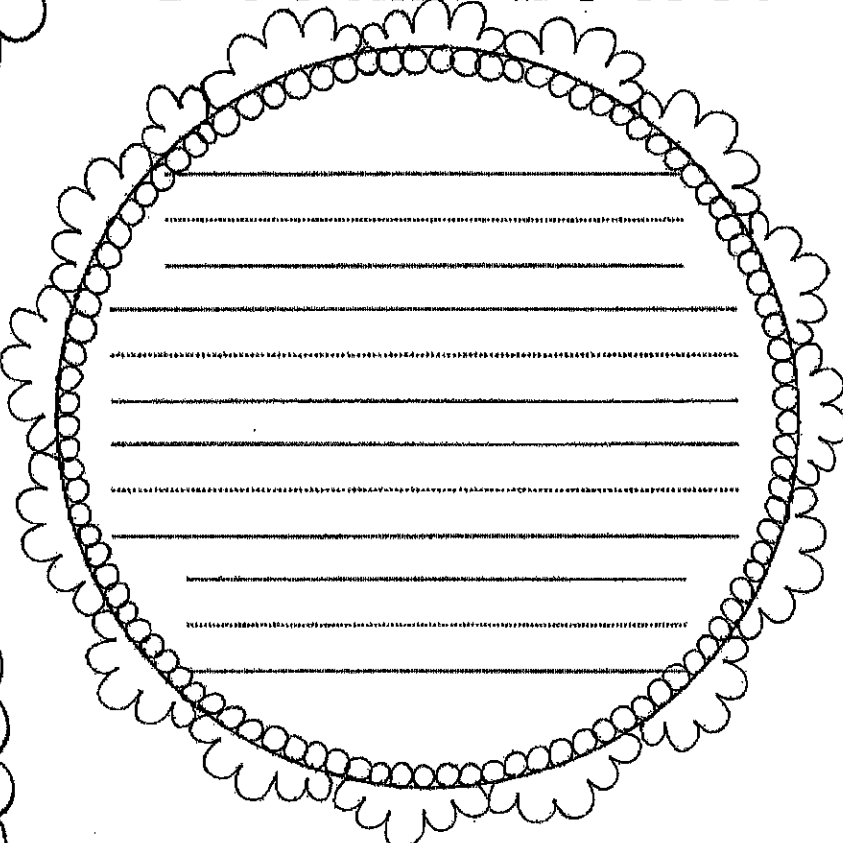
\_\_\_\_\_

\_\_\_\_\_

Name: \_\_\_\_\_

RL.1.7

# Details in the Story



\_\_\_\_\_

\_\_\_\_\_

\_\_\_\_\_

\_\_\_\_\_

\_\_\_\_\_

\_\_\_\_\_

\_\_\_\_\_

\_\_\_\_\_

These **details** helped me to understand the **setting** of the story.

What I know about the **setting**:

\_\_\_\_\_

\_\_\_\_\_

\_\_\_\_\_

\_\_\_\_\_

\_\_\_\_\_

\_\_\_\_\_

\_\_\_\_\_

\_\_\_\_\_

\_\_\_\_\_

\_\_\_\_\_



\_\_\_\_\_

Extra

Name: \_\_\_\_\_

# Illustrations

RL.1.7



These **illustrations** helped me to understand the character in the story.

What I know about the character:

\_\_\_\_\_

\_\_\_\_\_

\_\_\_\_\_

\_\_\_\_\_

\_\_\_\_\_

\_\_\_\_\_

\_\_\_\_\_

\_\_\_\_\_

\_\_\_\_\_

\_\_\_\_\_

\_\_\_\_\_

\_\_\_\_\_

\_\_\_\_\_

\_\_\_\_\_

\_\_\_\_\_

\_\_\_\_\_

\_\_\_\_\_

\_\_\_\_\_

\_\_\_\_\_

\_\_\_\_\_

\_\_\_\_\_

\_\_\_\_\_

\_\_\_\_\_

Name: \_\_\_\_\_ Date: \_\_\_\_\_

# Beginning...Middle...End

Title: \_\_\_\_\_

**In the beginning...**

Handwriting practice lines for the beginning section, consisting of a solid top line, a dashed middle line, and a solid bottom line, repeated six times.

**In the middle...**

Handwriting practice lines for the middle section, consisting of a solid top line, a dashed middle line, and a solid bottom line, repeated six times.

**In the end...**

Handwriting practice lines for the end section, consisting of a solid top line, a dashed middle line, and a solid bottom line, repeated six times.



Extra

**STORY MAP**

Student's Name: \_\_\_\_\_

Title: \_\_\_\_\_

Author: \_\_\_\_\_

Illustrator: \_\_\_\_\_

Setting: \_\_\_\_\_

Characters: \_\_\_\_\_

Beginning: \_\_\_\_\_

Middle: \_\_\_\_\_

End: \_\_\_\_\_

Reader's Conclusion (Problem/Solution): \_\_\_\_\_