
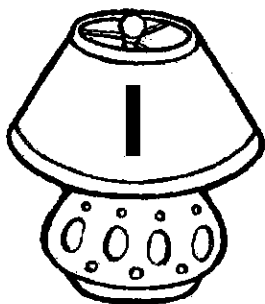
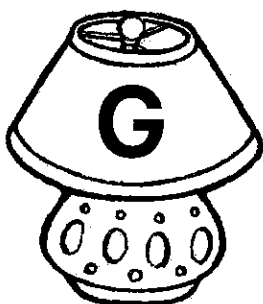

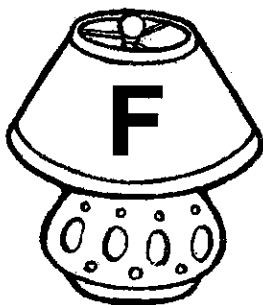
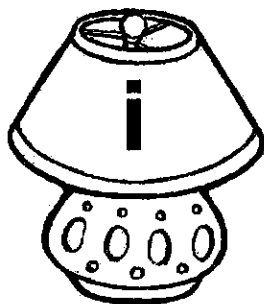
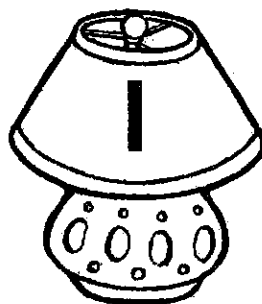
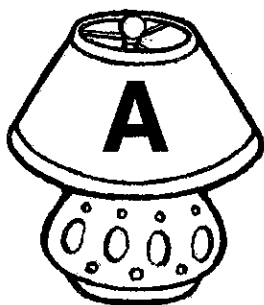

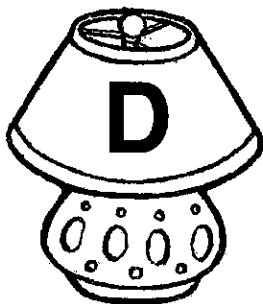
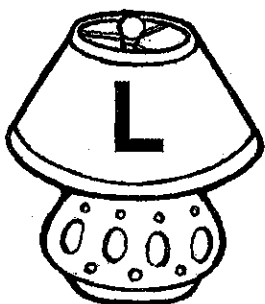


Name _____

L l

Have children name and trace the letter *L/l* at the top of the page. Ask them to find and mark the letter *L/l* in the lamps.



Name _____


Have children print *L* / on the zoo sign. Then ask them to trace and write *L* and / on the lines.








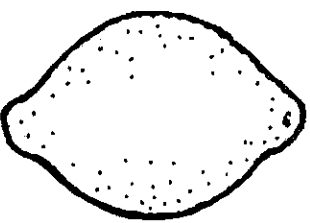



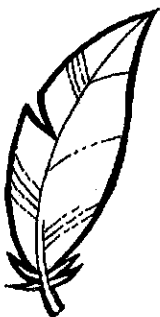



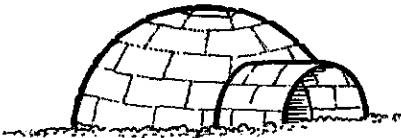




Tracing lines for the letter 'L' and the slash '/'.

Tracing lines for the letter 'L' and the slash '/'.

Name _____




Have children name each picture and color the items whose names begin with the /l/ sound, as in *lamb*.




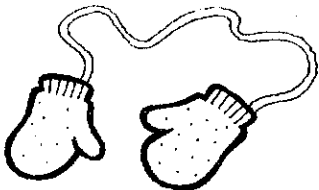






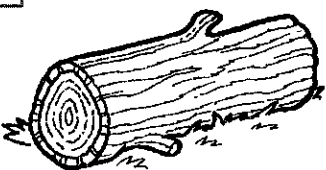







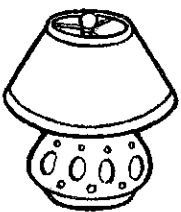
 	 	 
 	 	 
 	 	 

© Harcourt

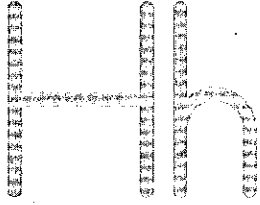
Name _____














Ask children to listen for the beginning sound as you say the name of each picture. Have children write *L* or *I* on the lines if the picture name begins with the letter *L/I*.

Name _____

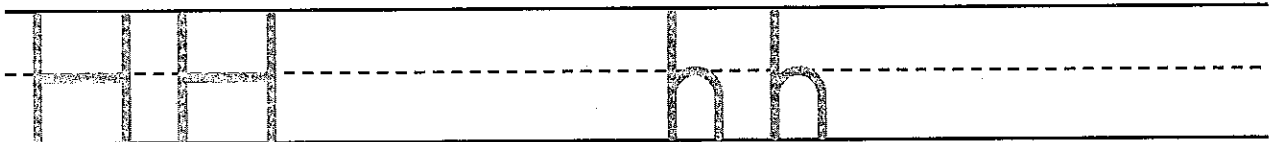
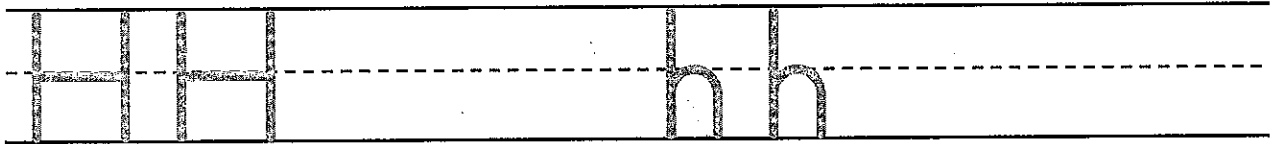


Have children name and trace the letter *Hh* at the top of the page. Ask them to find and mark the letter *Hh* in the hearts.



Name _____

Have children print *Hh* on the roof of the house. Then ask them to trace and write *H* and *h* on the lines.





















Name _____




Hh

Have children name each picture and color the items whose names begin with the /h/ sound, as in *hippo*.



















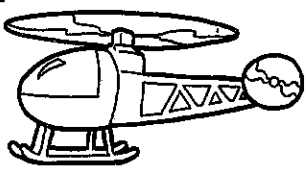
 	 	 
 	 	 
 	 	 

Name _____




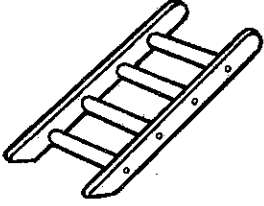









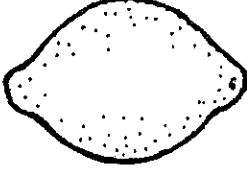

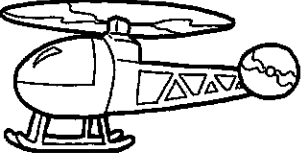


Hh

Ask children to listen for the beginning sound as you say the name of each picture. Have children write *H* or *h* on the lines if the picture name begins with the letter *Hh*.

  <hr/> <hr/> <hr/> 	  <hr/> <hr/> <hr/>	  <hr/> <hr/> <hr/>
  <hr/> <hr/> <hr/>	  <hr/> <hr/> <hr/>	  <hr/> <hr/> <hr/>
  <hr/> <hr/> <hr/>	  <hr/> <hr/> <hr/>	  <hr/> <hr/> <hr/>




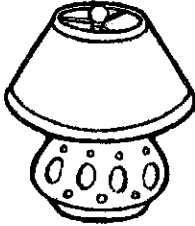



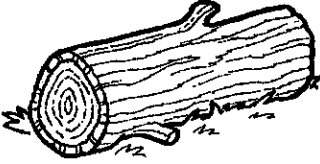










Name _____

Say the name of each picture. Then have children circle the letter that stands for its beginning sound.

  <p>l h a</p>	  <p>l f h</p>
  <p>n h f</p>	  <p>i h p</p>
  <p>h i l</p>	  <p>r l a</p>
  <p>l h c</p>	  <p>f l h</p>

Name _____











Say the name of each picture. Then have children write the letter that stands for its beginning sound.

  <hr/> <hr style="border-top: 1px dashed;"/> <hr/>	  <hr/> <hr style="border-top: 1px dashed;"/> <hr/>	  <hr/> <hr style="border-top: 1px dashed;"/> <hr/>
  <hr/> <hr style="border-top: 1px dashed;"/> <hr/>	  <hr/> <hr style="border-top: 1px dashed;"/> <hr/>	  <hr/> <hr style="border-top: 1px dashed;"/> <hr/>
  <hr/> <hr style="border-top: 1px dashed;"/> <hr/>	  <hr/> <hr style="border-top: 1px dashed;"/> <hr/>	  <hr/> <hr style="border-top: 1px dashed;"/> <hr/>

Name _____





Have children name and trace the letter *Ww* at the top of the page. Ask them to find and mark the letter *Ww* in the wagons.



© Harcourt

Name _____


Have children print *Ww* on the laundromat sign. Then ask them to trace and write *W* and *w* on the lines.





















W W w w

W W w w


Name _____





















Have children name each picture and color the items whose names begin with the /w/ sound, as in *walrus*.


Name _____













Ask children to listen for the beginning sound as you say the name of each picture. Have children write *W* or *w* on the lines if the picture name begins with the letter *Ww*.

  Ww _____ _____	  _____ _____	  _____ _____
  _____ _____	  _____ _____	  _____ _____
  _____ _____	  _____ _____	  _____ _____

Name _____

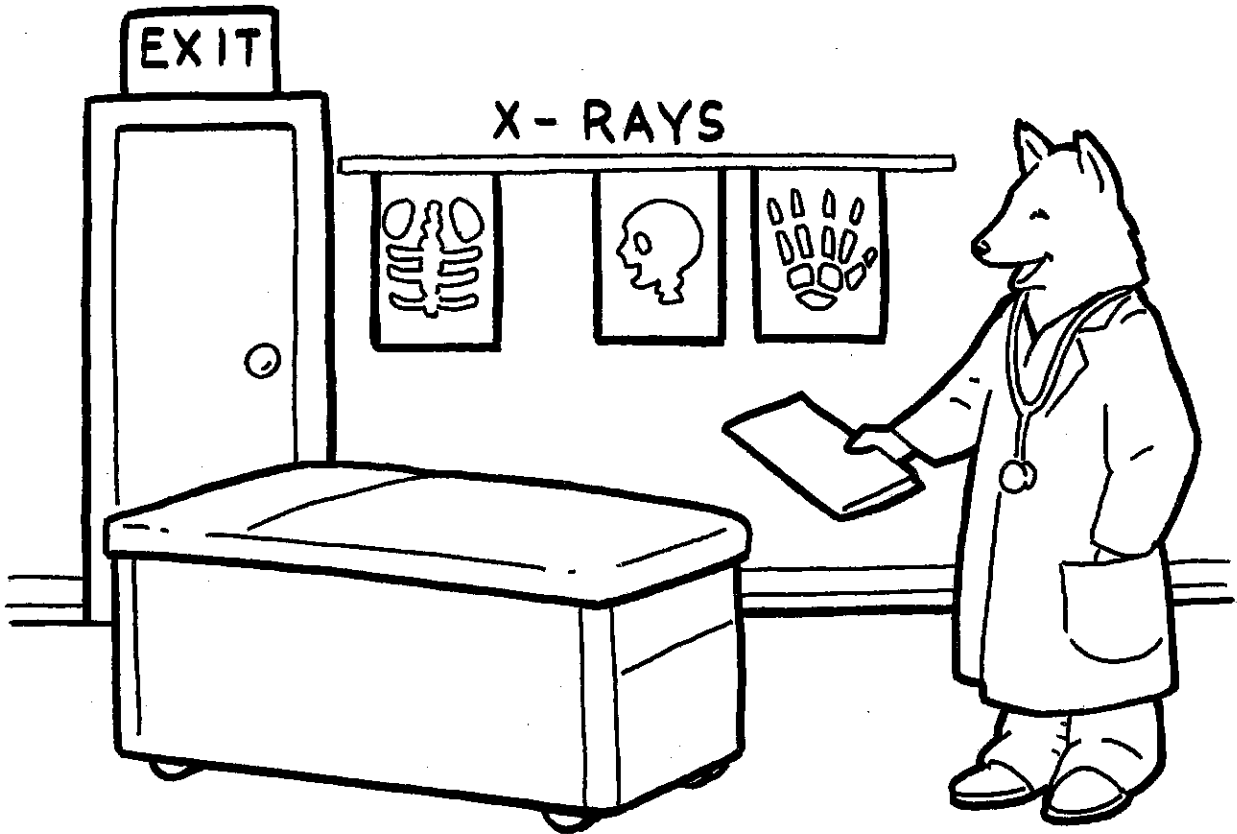


Have children name and trace the letter Xx at the top of the page. Ask them to find and mark the letter Xx in the boxes.



Name _____


Have children print *Xx* in the doctor's office. Then ask them to trace and write *X* and *x* on the lines.



X X x x


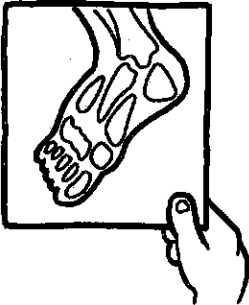
















X X x x

Name _____




Xx

Have children name each picture and color the items whose names begin or end with the /ks/ sound, as in *x-ray* and *fox*.


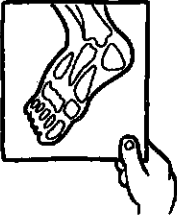






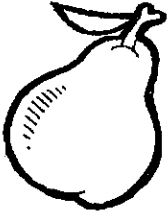










 	 	 
 	 	 
 	 	 

Name _____



Xx


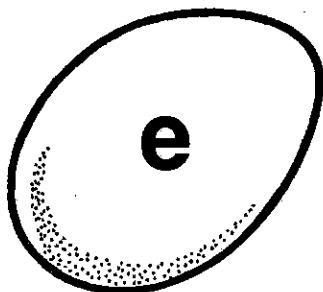




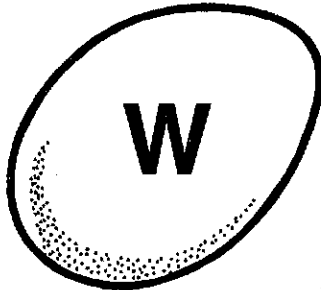

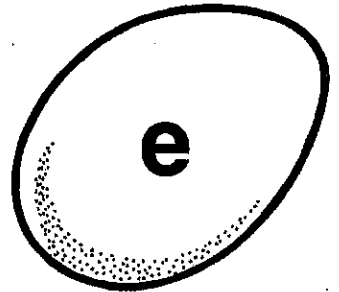
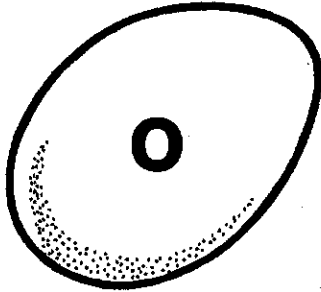
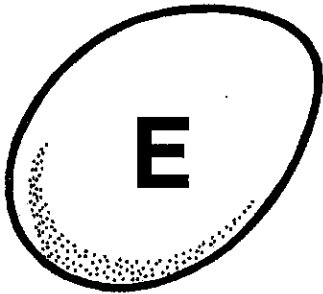
Ask children to listen for the /ks/ sound as you say the name of each picture. Have children write X or x on the lines if the picture name begins or ends with the letter Xx.

  <hr/> <hr/> <hr/> 	  <hr/> <hr/> <hr/>	  <hr/> <hr/> <hr/>
  <hr/> <hr/> <hr/>	  <hr/> <hr/> <hr/>	  <hr/> <hr/> <hr/>
  <hr/> <hr/> <hr/>	  <hr/> <hr/> <hr/>	  <hr/> <hr/> <hr/>

Name _____



Ee

Have children name and trace the letter *Ee* at the top of the page. Ask them to find and mark the letter *Ee* in the eggs.



Name _____


Have children print *Ee* on the sign in the cafeteria.
Then ask them to trace and write *E* and *e* on the lines.



E E e e


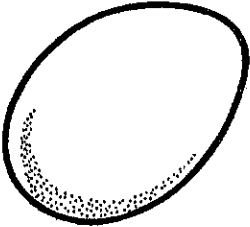
















E E e e

Name _____



Ee


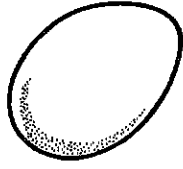




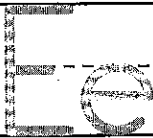












Have children name each picture and color the items whose names begin with the /e/ sound, as in *elephant*.

Name _____




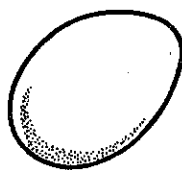

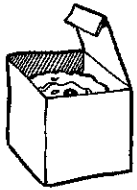












Ask children to listen for the beginning sound as you say the name of each picture. Have children write *E* or *e* on the lines if the picture name begins with the letter *Ee*.














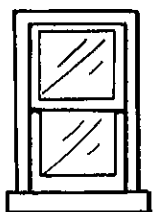



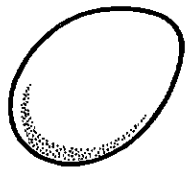
Name _____

Say the name of each picture. Then have children circle the letter that stands for its beginning or ending sound.

  <p>b w x</p>	  <p>p c e</p>
  <p>x l k</p>	  <p>p c x</p>
  <p>h e b</p>	  <p>x o w</p>
  <p>a h x</p>	  <p>w m f</p>

Name _____

Say the name of each picture. Then have children write the letter that stands for its beginning or ending sound.

  <hr/> <hr style="border-top: 1px dashed;"/> <hr/>	  <hr/> <hr style="border-top: 1px dashed;"/> <hr/>	  <hr/> <hr style="border-top: 1px dashed;"/> <hr/>
  <hr/> <hr style="border-top: 1px dashed;"/> <hr/>	  <hr/> <hr style="border-top: 1px dashed;"/> <hr/>	  <hr/> <hr style="border-top: 1px dashed;"/> <hr/>
  <hr/> <hr style="border-top: 1px dashed;"/> <hr/>	  <hr/> <hr style="border-top: 1px dashed;"/> <hr/>	  <hr/> <hr style="border-top: 1px dashed;"/> <hr/>