











Name _____


Aa

Have children name and trace the letter *Aa* at the top of the page. Ask them to find and mark the letter *Aa* in the apples.



Name _____


Have children print *Aa* on the apple stand sign. Then ask them to trace and write *A* and *a* on the lines.



A A a a






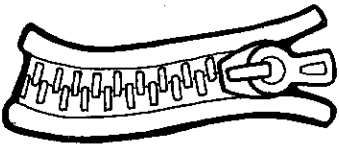












A A a a

Name _____




Aa

Have children name each picture and color the items whose names begin with the /a/ sound, as in *alligator*.










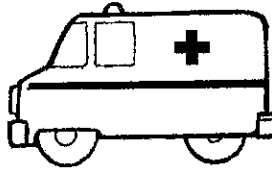








 	 	 
 	 	 
 	 	 

Name _____




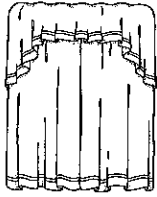














Aa

Ask children to listen for the beginning sound as you say the name of each picture. Have children write *A* or *a* on the lines if the picture name begins with the letter *Aa*.

  ----- <i>Aa</i>	  -----	  -----
  -----	  -----	  -----
  -----	  -----	  -----


















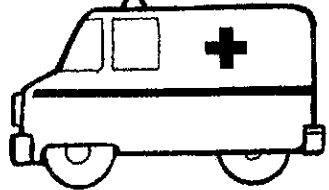
Name _____

Say the name of each picture. Then have children circle the letter that stands for its beginning sound.

  <p>d c r</p>	  <p>n t a</p>
  <p>c m a</p>	  <p>r d c</p>
  <p>p a m</p>	  <p>c a s</p>
  <p>n a d</p>	  <p>s t c</p>

Name _____












Say the name of each picture. Then have children write the letter that stands for its beginning sound.

  <hr/> <hr style="border-top: 1px dashed;"/> <hr/>	  <hr/> <hr style="border-top: 1px dashed;"/> <hr/>	  <hr/> <hr style="border-top: 1px dashed;"/> <hr/>
  <hr/> <hr style="border-top: 1px dashed;"/> <hr/>	  <hr/> <hr style="border-top: 1px dashed;"/> <hr/>	  <hr/> <hr style="border-top: 1px dashed;"/> <hr/>
  <hr/> <hr style="border-top: 1px dashed;"/> <hr/>	  <hr/> <hr style="border-top: 1px dashed;"/> <hr/>	  <hr/> <hr style="border-top: 1px dashed;"/> <hr/>

Name _____

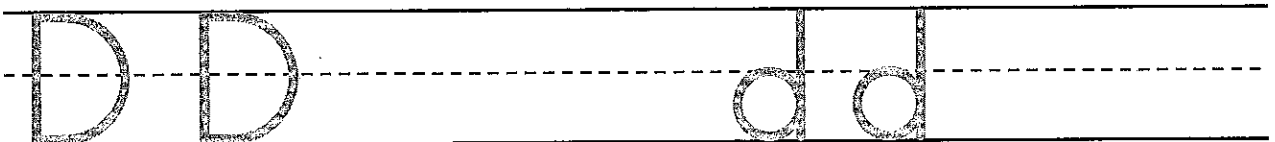



Dd

Have children name and trace the letter *Dd* at the top of the page. Ask them to find and mark the letter *Dd* in the dinosaurs.




Name _____
















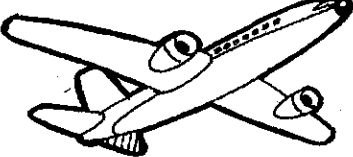


Have children print *Dd* on the dinosaur exhibit sign.
Then ask them to trace and write *D* and *d* on the lines.



Name _____




Have children name each picture and color the items whose names begin with the /d/ sound, as in *duck*.
















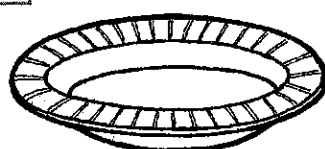


 	 	 
 	 	 
 	 	 

© Harcourt

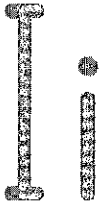
Name _____









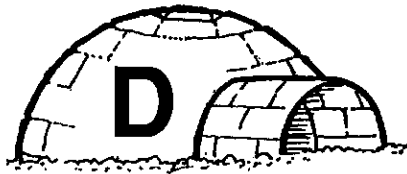


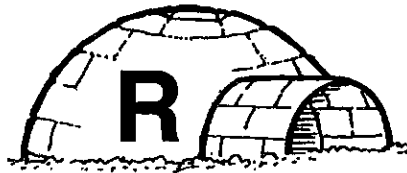

Ask children to listen for the beginning sound as you say the name of each picture. Have children write *D* or *d* on the lines if the picture name begins with the letter *Dd*.

  Dd	  _____	  _____
  _____	  _____	  _____
  _____	  _____	  _____

Name _____




Have children name and trace the letter *Ii* at the top of the page. Ask them to find and mark the letter *Ii* in the igloos.



Name _____

Have children print *Ii* over Iggy's Igloo. Then ask them to trace and write *I* and *i* on the lines.




I I i i






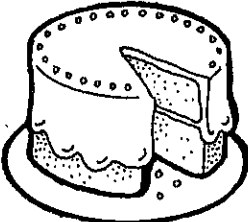












I I i i

Name _____

Ii




Have children name each picture and color the items whose names begin with the /i/ sound, as in *iguana*.













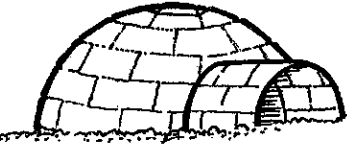

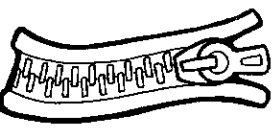

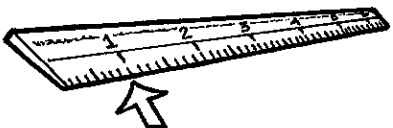


© Harcourt

Name _____

Ii










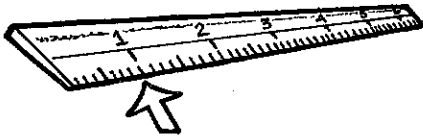

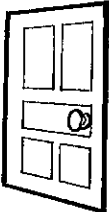



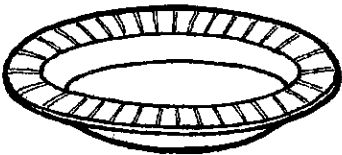


Ask children to listen for the beginning sound as you say the name of each picture. Have children write *I* or *i* on the lines if the picture name begins with the letter *Ii*.


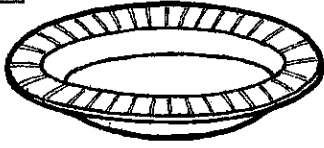













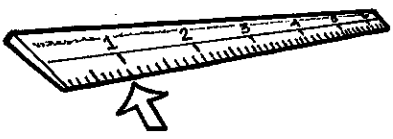

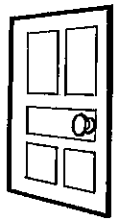
Name _____

Say the name of each picture. Then have children circle the letter that stands for its beginning sound.

  <p>d f a</p>	  <p>i a f</p>
  <p>n d f</p>	  <p>i d p</p>
  <p>f i s</p>	  <p>c p d</p>
  <p>i f a</p>	  <p>d f c</p>

Name _____












Say the name of each picture. Then have children write the letter that stands for its beginning sound.

  <p>_____</p> <p>-----</p> <p>_____</p>	  <p>_____</p> <p>-----</p> <p>_____</p>	  <p>_____</p> <p>-----</p> <p>_____</p>
  <p>_____</p> <p>-----</p> <p>_____</p>	  <p>_____</p> <p>-----</p> <p>_____</p>	  <p>_____</p> <p>-----</p> <p>_____</p>
  <p>_____</p> <p>-----</p> <p>_____</p>	  <p>_____</p> <p>-----</p> <p>_____</p>	  <p>_____</p> <p>-----</p> <p>_____</p>

Name _____


Gg

Have children name and trace the letter *Gg* at the top of the page. Ask them to find and mark the letter *Gg* in the gates.



Name _____


Have children print *Gg* above the garage sale. Then ask them to trace and write *G* and *g* on the lines.



G G g g


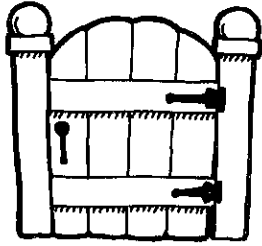



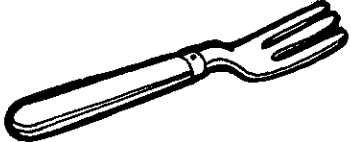












G G g g

Name _____




Gg

Have children name each picture and color the items whose names begin with the /g/ sound, as in *goose*.






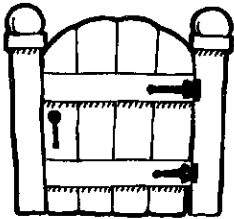
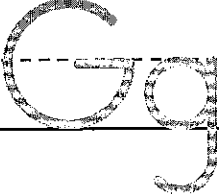

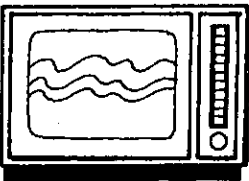










 	 	 
 	 	 
 	 	 

Name _____



Gg












Ask children to listen for the beginning sound as you say the name of each picture. Have children write *G* or *g* on the lines if the picture name begins with the letter *Gg*.

  _____	  _____	  _____
 _____	_____	_____
  _____	  _____	  _____
_____	_____	_____
  _____	  _____	  _____
_____	_____	_____

Name _____

Ff

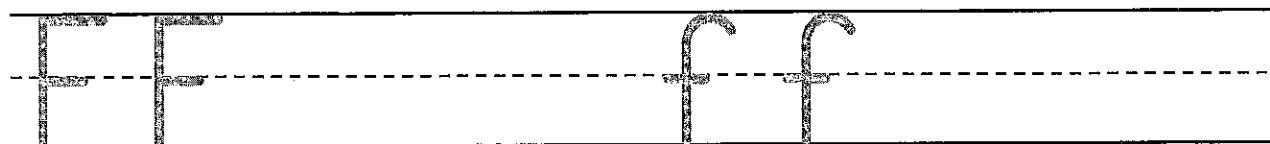
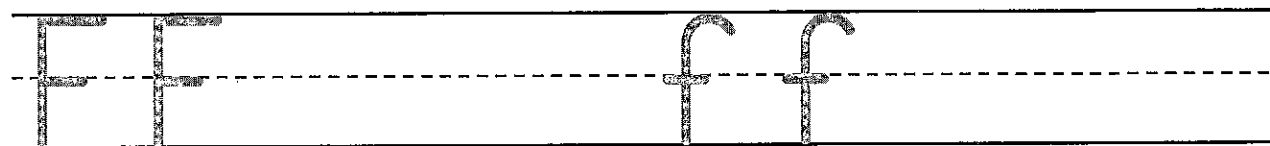

Have children name and trace the letter *Ff* at the top of the page. Ask them to find and mark the letter *Ff* in the fish.




© Harcourt

Name _____










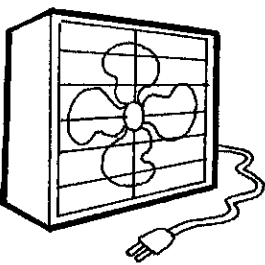



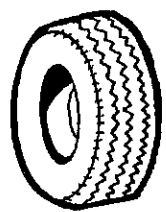

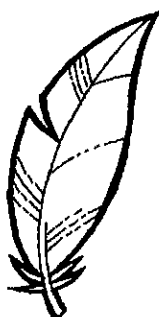

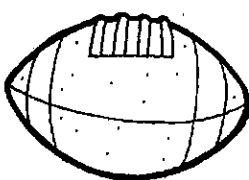
Have children print *Ff* on the banner flying over the farm. Then ask them to trace and write *F* and *f* on the lines.



Name _____




Have children name each picture and color the items whose names begin with the /f/ sound, as in *fish*.


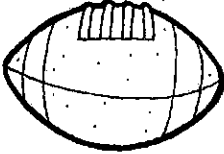









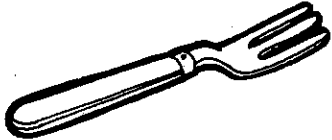






 	 	 
 	 	 
 	 	 

© Harcourt

Name _____










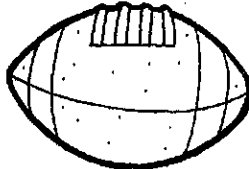





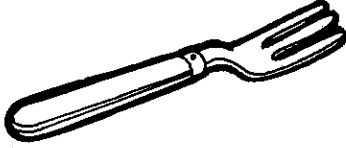


Ask children to listen for the beginning sound as you say the name of each picture. Have children write *F* or *f* on the lines if the picture name begins with the letter *Ff*.

  _____ _____ _____	  _____ _____ _____	  _____ _____ _____
  _____ _____ _____	  _____ _____ _____	  _____ _____ _____
  _____ _____ _____	  _____ _____ _____	  _____ _____ _____








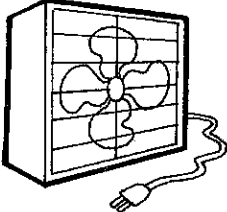

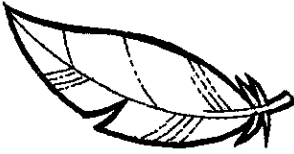



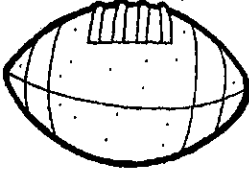




Name _____

Say the name of each picture. Then have children circle the letter that stands for its beginning sound.

  <p>f h a</p>	  <p>l f g</p>
  <p>n g f</p>	  <p>i f p</p>
  <p>a i f</p>	  <p>g f c</p>
  <p>l g c</p>	  <p>r f c</p>

Name _____

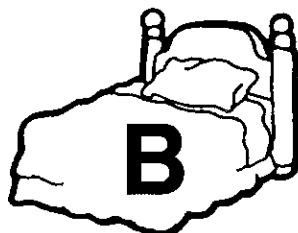

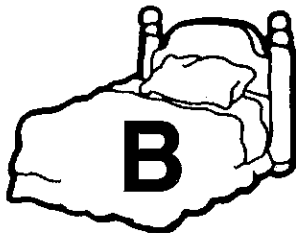
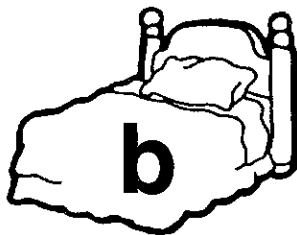
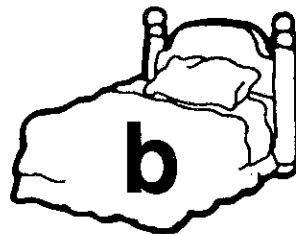
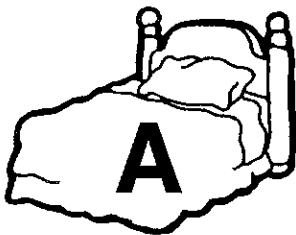
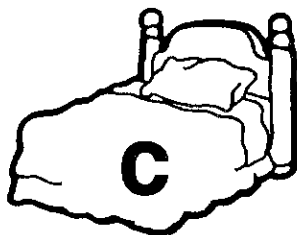
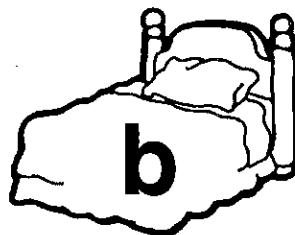
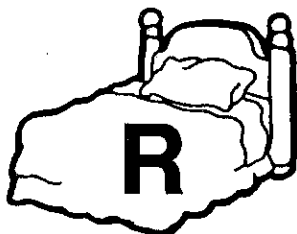
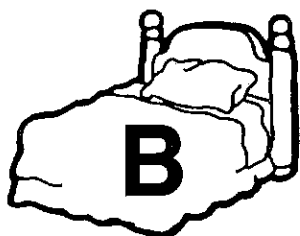
Say the name of each picture. Then have children write the letter that stands for its beginning sound.

  <hr/> <hr style="border-top: 1px dashed;"/> <hr/>	  <hr/> <hr style="border-top: 1px dashed;"/> <hr/>	  <hr/> <hr style="border-top: 1px dashed;"/> <hr/>
  <hr/> <hr style="border-top: 1px dashed;"/> <hr/>	  <hr/> <hr style="border-top: 1px dashed;"/> <hr/>	  <hr/> <hr style="border-top: 1px dashed;"/> <hr/>
  <hr/> <hr style="border-top: 1px dashed;"/> <hr/>	  <hr/> <hr style="border-top: 1px dashed;"/> <hr/>	  <hr/> <hr style="border-top: 1px dashed;"/> <hr/>

Name _____

Bb

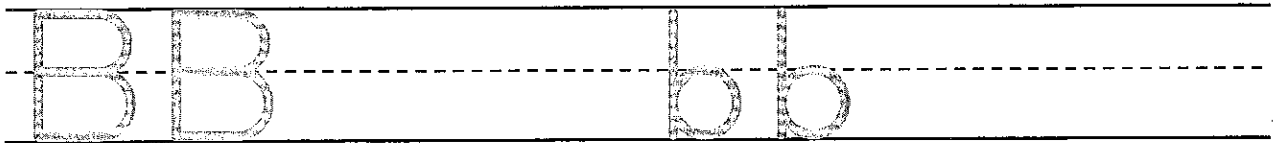
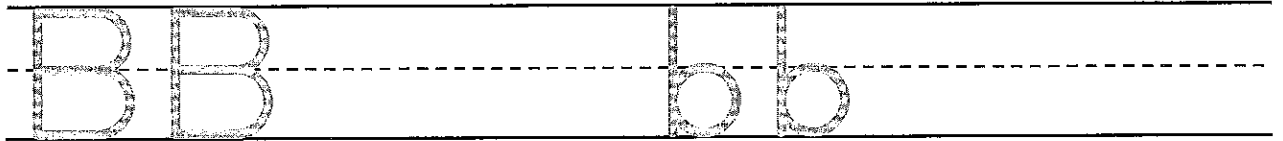

Have children name and trace the letter *Bb* at the top of the page. Ask them to find and mark the letter *Bb* in the beds.




© Harcourt

Name _____



















Have children print *Bb* on the side of the bus. Then ask them to trace and write *B* and *b* on the lines.



Name _____



Have children name each picture and color the items whose names begin with the /b/ sound, as in *bear*.



















 	 	 
 	 	 
 	 	 

© Harcourt


Name _____



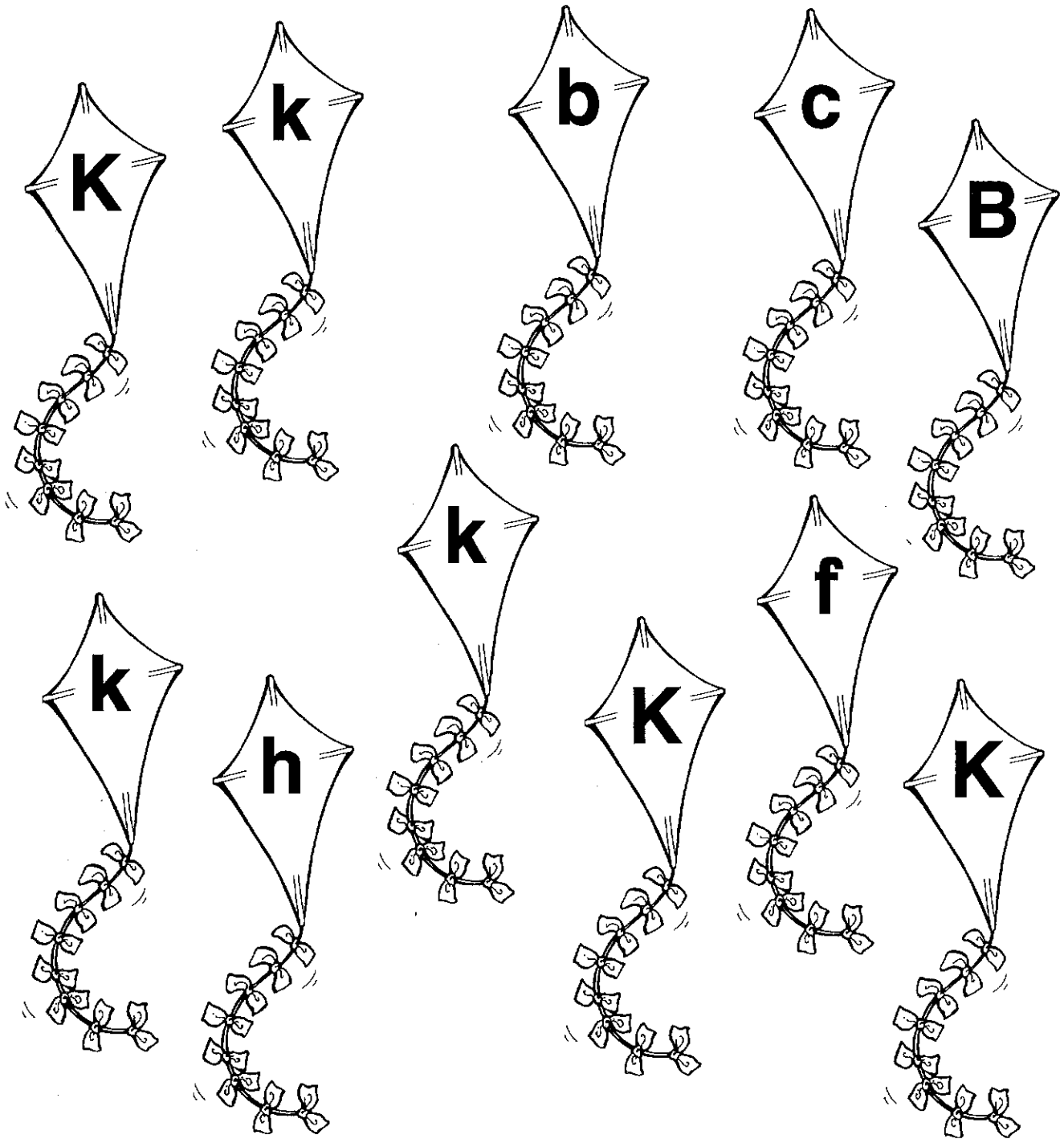
Ask children to listen for the beginning sound as you say the name of each picture. Have children write *B* or *b* on the lines if the picture name begins with the letter *Bb*.

  <hr/> <hr/> <hr/>   <hr/> <hr/> <hr/>   <hr/> <hr/> <hr/>
  <hr/> <hr/> <hr/>   <hr/> <hr/> <hr/>   <hr/> <hr/> <hr/>
  <hr/> <hr/> <hr/>   <hr/> <hr/> <hr/>   <hr/> <hr/> <hr/>

Name _____




Have children name and trace the letter *Kk* at the top of the page. Ask them to find and mark the letter *Kk* in the kites.



© Harcourt

Name _____

Have children print *Kk* over the kitchen. Then ask them to trace and write *K* and *k* on the lines.



K K k k


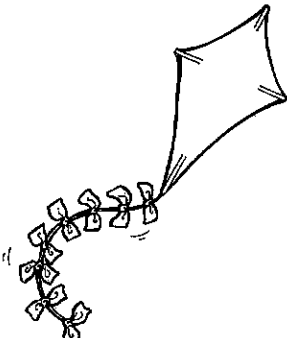
















K K k k

Name _____



Kk

Have children name each picture and color the items whose names begin with the /k/ sound, as in *kangaroo*.












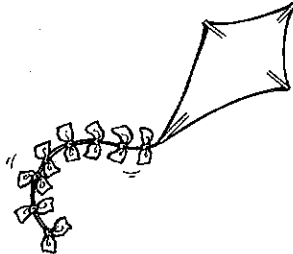






 	 	 
 	 	 
 	 	 

Name _____




Kk











Ask children to listen for the beginning sound as you say the name of each picture. Have children write *K* or *k* on the lines if the picture name begins with the letter *Kk*.

  Kk _____ _____	  _____ _____	  _____ _____
  _____ _____	  _____ _____	  _____ _____
  _____ _____	  _____ _____	  _____ _____

Name _____



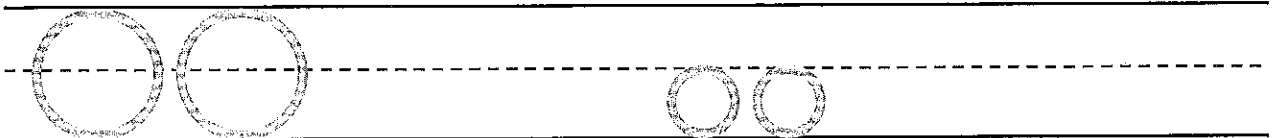

Have children name and trace the letter *Oo* at the top of the page. Ask them to find and mark the letter *Oo* in the octopuses.




© Harcourt

Name _____



















Have children print *Oo* on the flag. Then ask them to trace and write *O* and *o* on the lines.




Name _____






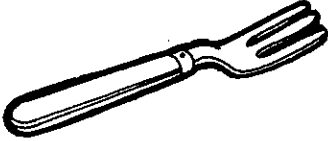

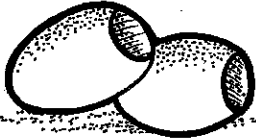











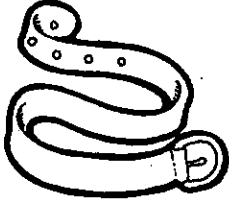
Have children name each picture and color the items whose names begin with the /o/ sound, as in *octopus*.

Name _____






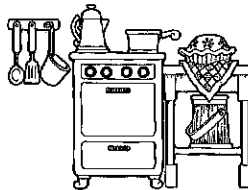












Ask children to listen for the beginning sound as you say the name of each picture. Have children write *O* or *o* on the lines if the picture name begins with the letter *Oo*.

  _____ _____ _____	  _____ _____ _____	  _____ _____ _____
  _____ _____ _____	  _____ _____ _____	  _____ _____ _____
  _____ _____ _____	  _____ _____ _____	  _____ _____ _____


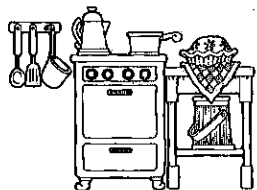









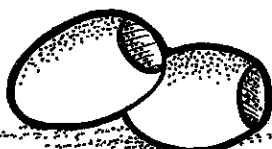






Name _____

Say the name of each picture. Then have children circle the letter that stands for its beginning sound.

  <p>b h k</p>	  <p>o f b</p>
  <p>b o k</p>	  <p>o c p</p>
  <p>h i b</p>	  <p>b l o</p>
  <p>o h k</p>	  <p>m o f</p>

Name _____

Say the name of each picture. Then have children write the letter that stands for its beginning sound.

  <p>_____</p> <p>-----</p> <p>_____</p>	  <p>_____</p> <p>-----</p> <p>_____</p>	  <p>_____</p> <p>-----</p> <p>_____</p>
  <p>_____</p> <p>-----</p> <p>_____</p>	  <p>_____</p> <p>-----</p> <p>_____</p>	  <p>_____</p> <p>-----</p> <p>_____</p>
  <p>_____</p> <p>-----</p> <p>_____</p>	  <p>_____</p> <p>-----</p> <p>_____</p>	  <p>_____</p> <p>-----</p> <p>_____</p>