


1

Zac the Rat



Zac is a rat.

1




Zac sat on a can.

2



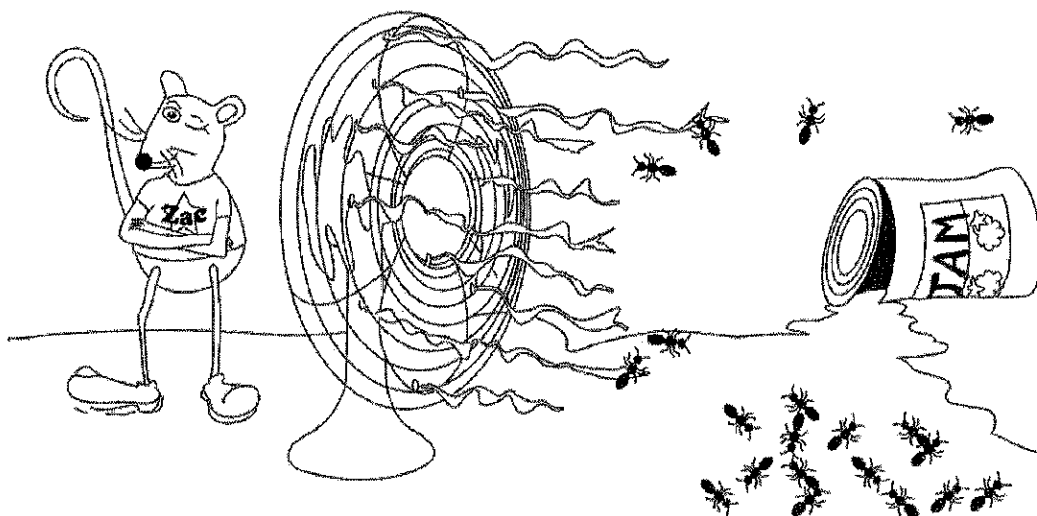
The ants ran
to the jam.

3



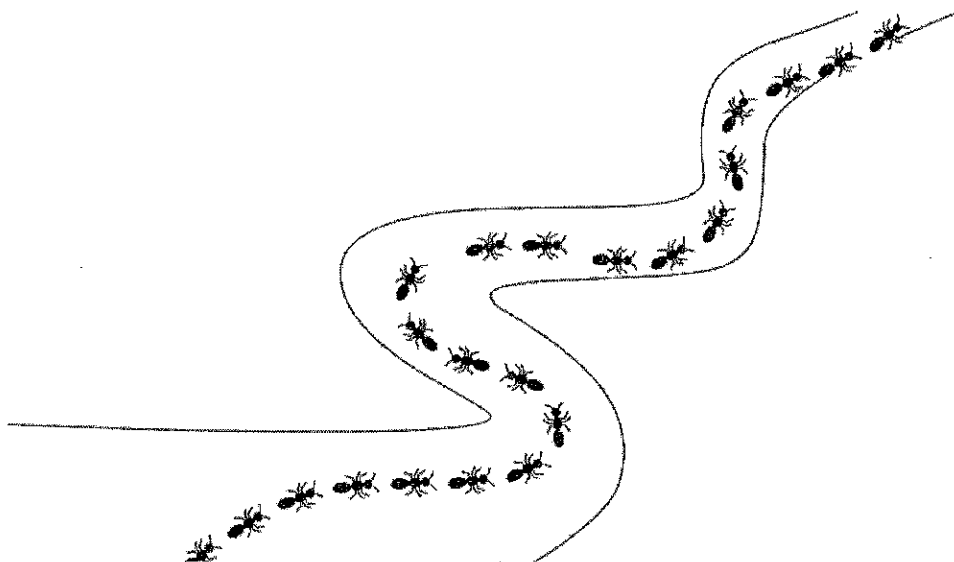
Zac had a pan.

4



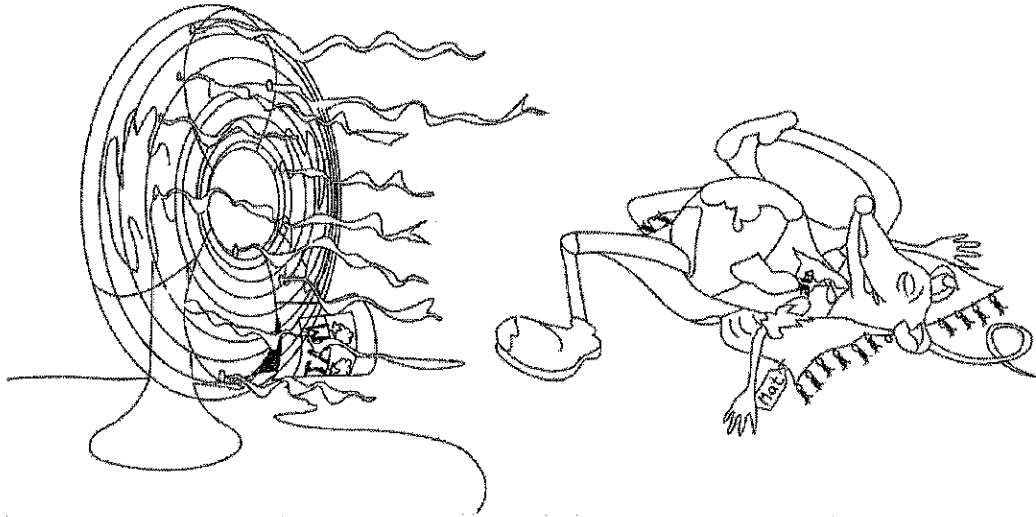
Zac had a fan.

5




The ants ran
and ran.

6



Zac had a nap.

7



Parents:
Ask your child
to READ this
book to you!!!


www.starfall.com

Designed for use with the free interactive web site at www.starfall.com. This book is part of a project being developed and distributed by SPS Studios of Boulder, Colorado, to teach children to read.


This book belongs to:

Zac the Rat



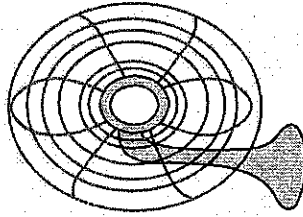
 Complete each word to rhyme with **ran**, then say the word.
Hint: Use the picture clues to help.

1.



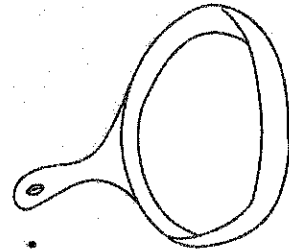
ran

2.



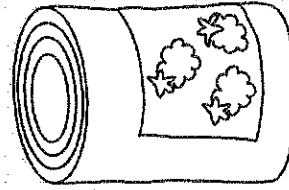
an

3.



an


4.

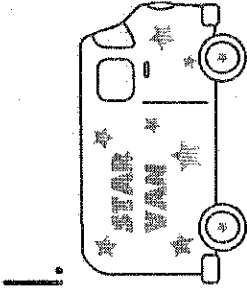


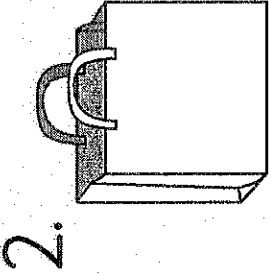
an

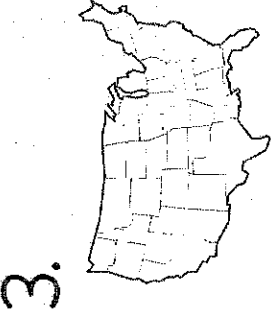
Name _____

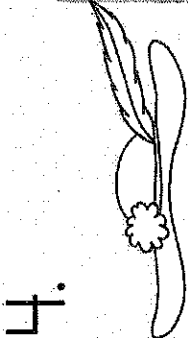
short a cat 


 Write the missing short vowel in each word,
then say the word.














 **BRAINWORK!** Circle the words that rhyme.

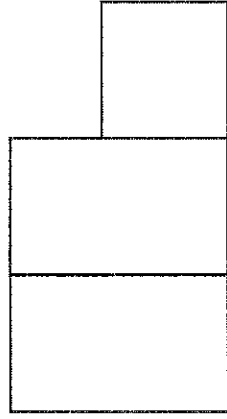
Name _____

 Write these words in the correct shapes, then say the words.


to the a and is look




1.




2.




3.



4.



5.



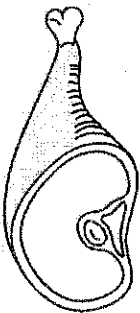
6.

man hand bat ants pants ham

Read the words in the Word Bank.

Write the missing letter in each word, then say the word.

1.



h_a_m

2.



m_n

3.



h_n_d

4.



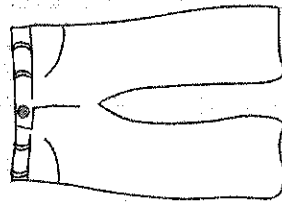
a_n_t_s

5.



b_a_t

6.



p_a_n_t_s

Name _____



Circle the word that best completes the sentence,
then write the word in the blank.


1. The rat is

had
sat
sad



2. Zac sat on a

mat
pat
fat



3. The

can
cat
hat



naps.

4. The

ants
an
pants




ran to the jam.



Name _____

short a cat

Circle the things that have the **short a** sound, then write about the picture. Use the Word Bank to help you.



bat jam rat hat bag ants

Trace and read these words.



ip



zip



sip



zip

name:

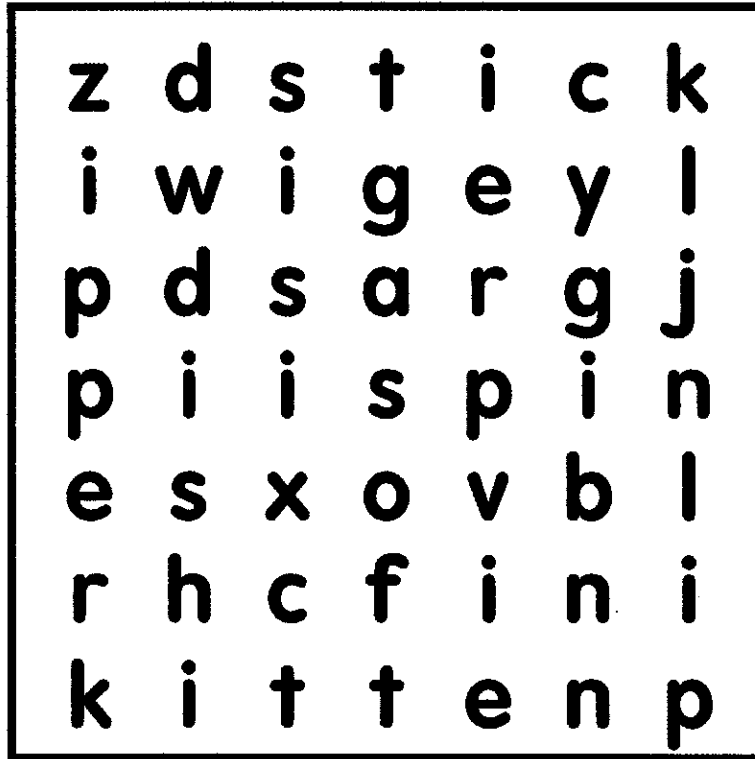
Write a sentence using one of the words from above,
then draw a picture of your sentence in the box.





Name _____



Find the words from the word list in the Word Search. Circle the words in the Word Search and cross them off of the Word Bank.



Word Bank



Name _____

1. A sentence tells a complete thought.
2. All sentences start with a capital letter.
3. Telling sentences end with a period.



The cat naps.




Trace each sentence, then fill in the boxes correctly.

1. The pig has a hat.



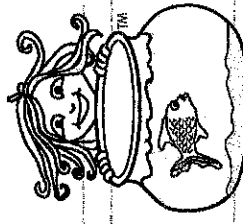
The pig has a hat.




2. She has a pet fish.



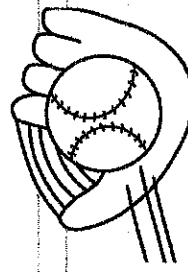
She has a pet fish.




3. The ball hits the mitt.



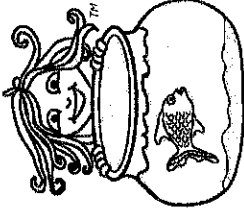
The ball hits the mitt.



Name _____


 Circle the word that best completes the sentence, then write the word in the blank.

1. She has a pet _____.

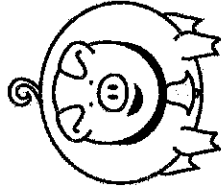


fit
fish
wish

2. The _____




has a bell.

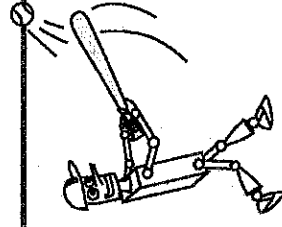


pig
big
peg

3. He _____





the ball.



hats
fits
hits

4. His hat is _____.

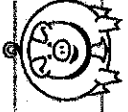


big
bag
dig



Name _____

short i pig




Write the missing short vowel in each word,
then say the word.

1.




h_i_t

2.



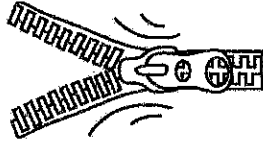
f_i_s_h

3.



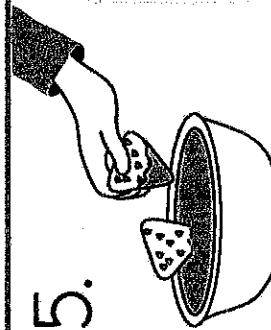
l_i_p_s

4.



z_i_g

5.



p_i_c_k

6.



s_i_x







BRAINWORK! Circle the words that rhyme.



Name _____

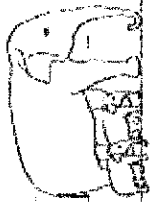
 Write each noun from the Word Bank under its correct noun-type.

Word Bank

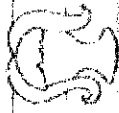
 fish	 kid	 pig	 dish	 Tin Man	 mitt
---	--	--	---	--	---

Person	Animal	Thing
<hr/> <hr/> <hr/> <hr/> <hr/> <hr/> <hr/> <hr/>	<hr/> <hr/> <hr/> <hr/> <hr/> <hr/> <hr/> <hr/>	<hr/> <hr/> <hr/> <hr/> <hr/> <hr/> <hr/> <hr/>

☞ Trace and read these words.



big



wig



pig




dig

name:

☞ Write a sentence using one of the words from above,
then draw a picture of your sentence in the box.

Name _____

 Use the words from the Word Bank to label the pictures on the puzzle, then color the picture.



Starfall™

www.Starfall.com

Copyright © 2000-2009 Starfall Education Systems. All rights reserved.

Word Bank

dish

fish

mitt

pig

pin

wig



Name _____



Make up your own story by using the words from the Short I Puzzle to fill in the blanks in the story. You may use the same word more than once. Make your story as silly as you would like.

Show and Tell

Jimmy was a _____ who loved a
_____.

One day he took his _____
to school to show the class. When the teacher told Jimmy to
stand up and show everyone, he opened his bag and took out
the _____. It had a _____, and
it ran around and did a _____ and jumped into
the teacher's _____!

Short I Puzzle Word Bank

Naming Words



dish



fin



fish



iguana



kid



kitten



lid



lips



mitt



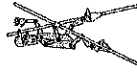
pig



pin



slippers



stilts



Tin Man



wig



zipper

Action Words



flip



lick



spin



split

Review Word

around

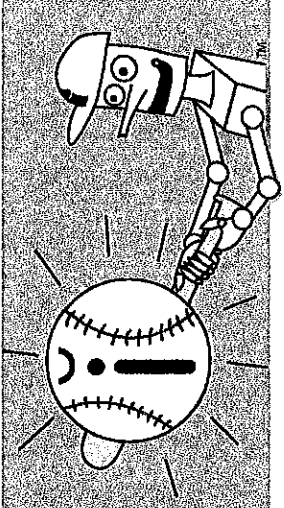
everyone


teacher

show

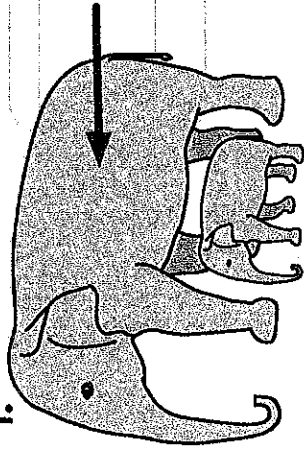
took

The Big Hit




 Complete each word to rhyme with **big**, then say the word.
Hint: Use the picture clues to help.

1.



big

2.




big

3.



big

4.



big

Word Bank



lick



ring



king



sick



sing



kick



In the blanks below, write the words that end with **ick**, then say the words.

Blank writing area for words ending in 'ick'.

Blank writing area for words ending in 'ick'.

Blank writing area for words ending in 'ick'.



In the blanks below, write the words that end with **ing**, then say the words.

Blank writing area for words ending in 'ing'.

Blank writing area for words ending in 'ing'.

Blank writing area for words ending in 'ing'.

Name _____

 Write these words in the correct shapes, then say the words.

up has give no he not

