


# Supplemental Phonics Pages

Name \_\_\_\_\_




Spelling Worksheet

## Unscramble the Words

Unscramble each of the -un words below. Use the words from the word bank to help.

bun fun run sun nun spun



ubn

---

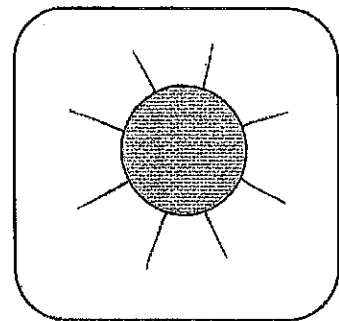
---



nur

---

---



usn

---


---



unn

---


---



nuf

---

---




upsn

---

---

Name \_\_\_\_\_





Spelling Worksheet


## Fill in the Blanks


Complete each sentence using the -un words from the word bank.





She can  \_\_\_\_\_ very fast.

The burger was on a  \_\_\_\_\_.

The  \_\_\_\_\_ was very bright!

I have  \_\_\_\_\_ at recess!

The  \_\_\_\_\_ was at church.

We  \_\_\_\_\_ in a circle.

# ug Family Word Slide



## ug Family Word Slide (Sound Blending)

Print on vellum, cut, and laminate for durability. Cut the top and bottom slits to the left of the rime chunk for the slide. Model proper use for students: blending to form and say new words.

Cherry Carl, 2009

b

ch

d

gl

h

j



l

m

pl

p

shr

sl



sm

sn

th










t



Name \_\_\_\_\_



Say the name of each picture. If the picture belongs in the -ug family and rhymes with jug, add -ug to finish writing the word.

 _____	 _____	 _____
d	ch	t
 _____	 _____	 _____
h	b	pl
 _____	 _____	 _____
gl	l	r



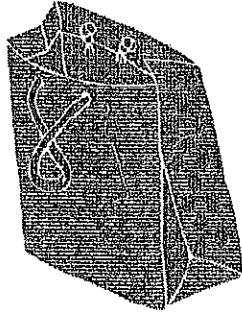


Name \_\_\_\_\_


Phonics Worksheet

# Short Vowel – Letter A


Look at the pictures below and say each picture name. Then Write the letter a to complete each of the words.



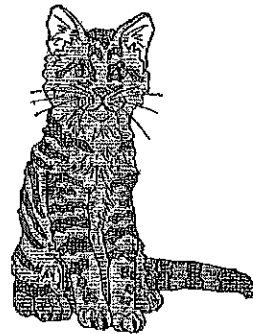
b a g



b t



f n



c t

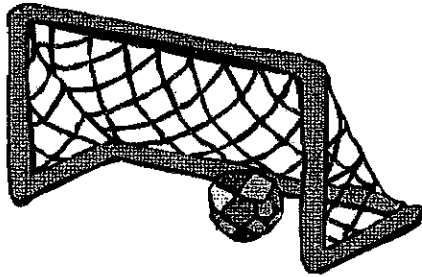


Name \_\_\_\_\_

Phonics Worksheet

# Short Vowel - Letter E

Look at the pictures below and say each picture name. Then Write the letter e to complete each of the words.



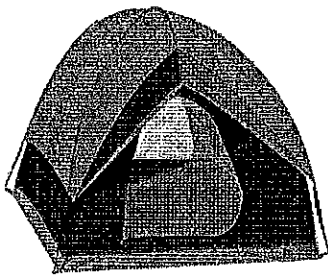
\_\_\_\_\_

n e t




\_\_\_\_\_

v e s t



\_\_\_\_\_

t e n t



\_\_\_\_\_

n e s t






Name \_\_\_\_\_


Phonics Worksheet  
Short Vowel - Letter I

Look at the pictures below and say each picture name. Then Write the letter I to complete each of the words.




\_\_\_\_\_

p i g




\_\_\_\_\_

m l k




\_\_\_\_\_

r n g



\_\_\_\_\_

g f t




Name \_\_\_\_\_

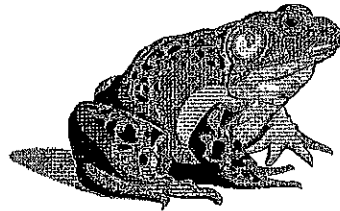
Phonics Worksheet

## Short Vowel - Letter O

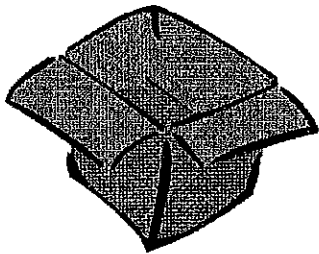
Look at the pictures below and say each picture name. Then Write the letter o to complete each of the words.




d o g



f r o g



b o x




c o w




Name \_\_\_\_\_

Phonics Worksheet  
Short Vowel - Letter U

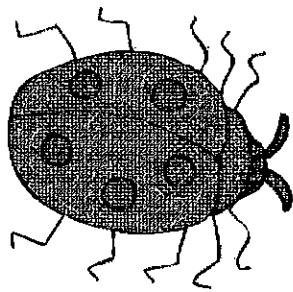
Look at the pictures below and say each picture name. Then Write the letter u to complete each of the words.




s u n



d u c k



b u g



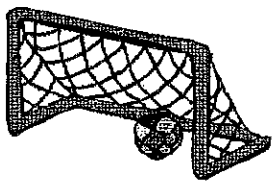


t r u c k

Name \_\_\_\_\_

Phonics Worksheet  
Short Vowels Worksheet

Look at each of the pictures and draw a line to the letter that makes the same short vowel sound.



o

e

u





i

a

Name \_\_\_\_\_

Phonics Worksheet  
Short Vowels Worksheet

Look at each of the pictures and draw a line to the letter that makes the same short vowel sound.



a

i

o


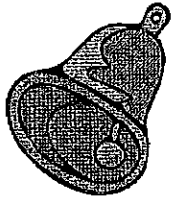


e

u

Name \_\_\_\_\_

Phonics Worksheet  
Short Vowels Worksheet

Look at each of the pictures and draw a line to the letter that makes the same short vowel sound.



i

a

e




u

o

Name \_\_\_\_\_

Phonics Worksheet  
Short Vowels Worksheet

Look at each of the pictures and draw a line to the letter that makes the same short vowel sound.



u

e


o

i

a


5

# Gus the Duck



Gus runs in the mud.


1



Gus gets in the tub.


2






The tub has suds.

3




Gus rubs and rubs.

4




Gus has a sub.

5




A bug is in the sub !

6



It is fun in the tub.

7




Gus hugs the bug.


The End

8

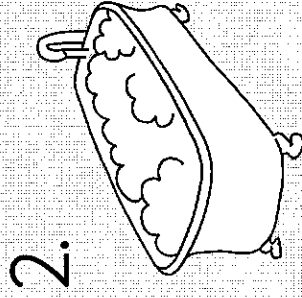
# Gus the Duck




👉 Complete each word to rhyme with **rub**, then say the word.  
Hint: Use the picture clues to help.




rub



ub




rub



ub

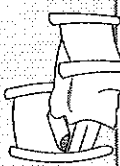
# Word Bank




bat



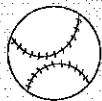
dog



bed



dig






ball






duck



In the blanks below, write the words that begin with **b**, then say the words.




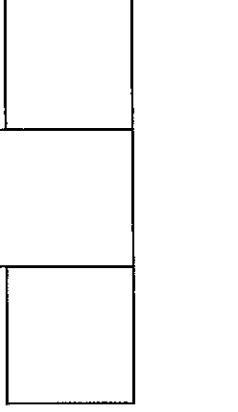
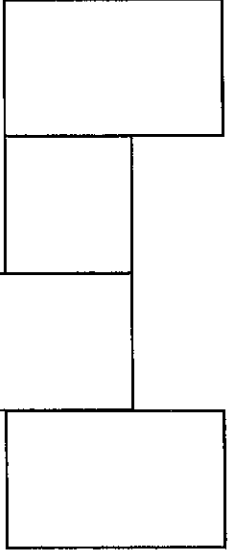
In the blanks below, write the words that begin with **d**, then say the words.



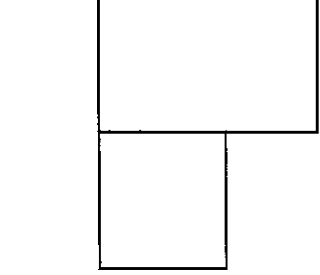


Name \_\_\_\_\_

 Write these words in the correct shapes, then say the words.


this    yes    play    she    my    have


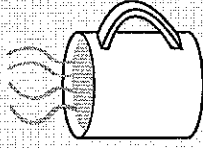
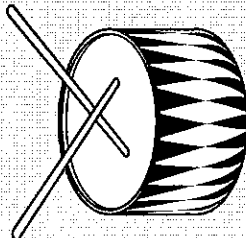
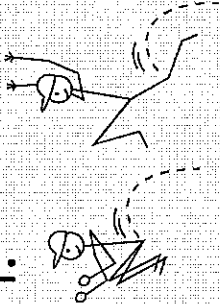

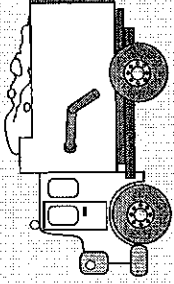
1.  2.  3. 


4.  5.  6. 

short u sun


Name \_\_\_\_\_

 Write the missing short vowel in each word, then say the word.

<p>1. </p> <p><u>   </u> <u>   </u> <u>   </u> <u>   </u> <u>   </u></p> <p><u>   </u> <u>   </u> <u>   </u> <u>   </u> <u>   </u></p>	<p>2. </p> <p><u>   </u> <u>   </u> <u>   </u> <u>   </u> <u>   </u></p> <p><u>   </u> <u>   </u> <u>   </u> <u>   </u> <u>   </u></p>
<p>3. </p> <p><u>   </u> <u>   </u> <u>   </u> <u>   </u> <u>   </u></p> <p><u>   </u> <u>   </u> <u>   </u> <u>   </u> <u>   </u></p>	<p>4. </p> <p><u>   </u> <u>   </u> <u>   </u> <u>   </u> <u>   </u></p> <p><u>   </u> <u>   </u> <u>   </u> <u>   </u> <u>   </u></p>
<p>5. </p> <p><u>   </u> <u>   </u> <u>   </u> <u>   </u> <u>   </u></p> <p><u>   </u> <u>   </u> <u>   </u> <u>   </u> <u>   </u></p>	<p>6. </p> <p><u>   </u> <u>   </u> <u>   </u> <u>   </u> <u>   </u></p> <p><u>   </u> <u>   </u> <u>   </u> <u>   </u> <u>   </u></p>

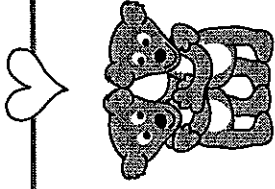
 **BRAINWORK!** Circle the words that rhyme.

Name \_\_\_\_\_

 Circle the word that best completes the sentence,  
then write the word in the blank.

1. The cubs

\_\_\_\_\_

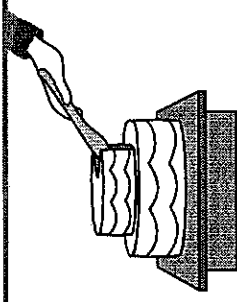


hog  
hug  
rug

2. Mom

\_\_\_\_\_

the cake.

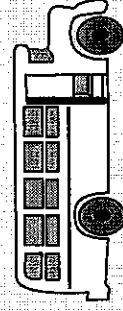


cots  
cuts  
cats

3. The

\_\_\_\_\_

picks us up.




bun  
bet  
bus

4. A

\_\_\_\_\_

is in the tub.




luck  
duck  
dock







# Word Bank



cat



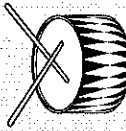
dig



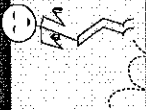
dog




doll



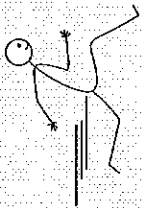
drum



hop



mud



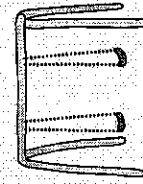
run




sing



swim



swing



sun



Write two sentences about what you like to do for fun.  
Use the Word Bank above to help you.


This photo

**BRAINWORK!** Circle two words on this page that rhyme.

# Short Uu

Uu





**Directions:** *Umbrella* has the short sound of **u**. Circle each picture whose name has the short sound of **u**.


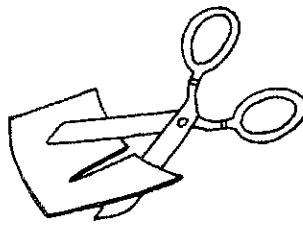





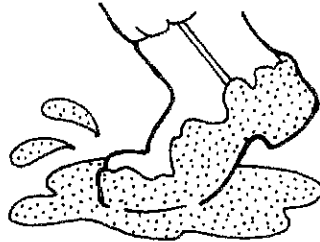


# Short Uu

Uu

Directions: Say the name of each picture. Circle its name.

1.  mud mug bug	2.  cub tab tub	3.  run bug bun	4.  up cup pup
--	--	---	---

5.  rub sun sub	6.  rut cut cat	7.  up cup pup	8.  luck tuck tug
--	--	--	--



9.  muff mud puff	10.  mug mud bud	11.  gull dull gum	12.  hat nut hut
--	---	--	---

# Short Uu


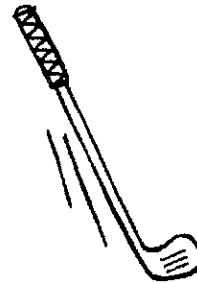
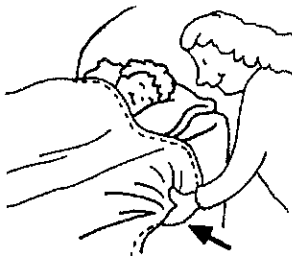
Uu

**Directions:** Blend the letter sounds together as you say each word. Then color the picture it names.


t → ug



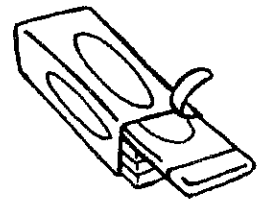

d → uck





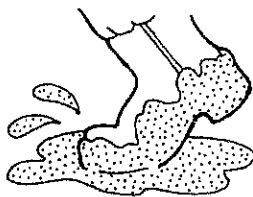
c → ut



g → um





b → ud



# Short Uu

Uu


**Directions:** Read the words in the bus. Circle each word in the puzzle.




# Short Uu

Uu

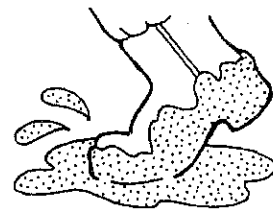
**Directions:** Look at a sentence. Circle the word that will finish it. Print the word on the line. Use the pictures as clues.



sun




pup



mud



tub



bus


<p>_____</p> <p>-----</p> <p>1. I have a _____ .</p>	<p>sup</p> <p>run</p> <p>pup</p>
<p>_____</p> <p>-----</p> <p>2. He rides the _____ .</p>	<p>Gus</p> <p>bus</p> <p>rub</p>
<p>_____</p> <p>-----</p> <p>3. We run in the _____ .</p>	<p>fun</p> <p>sun</p> <p>tum</p>
<p>_____</p> <p>-----</p> <p>4. He dug in the _____ .</p>	<p>bud</p> <p>dull</p> <p>mud</p>
<p>_____</p> <p>-----</p> <p>5. I put him in the _____ .</p>	<p>dug</p> <p>tub</p> <p>bub</p>

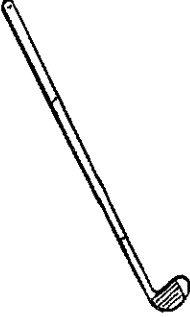
# Short u


**Directions:** Say the name of each picture. Circle its name.

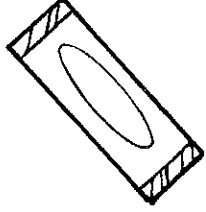
## RULE


If a word or syllable has only one vowel, and it comes at the beginning or between two consonants, the vowel is usually short. The word *cub* has the short u sound.

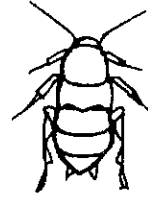
1.    
 cud  
 cut  
 cub  
 cup


2.    
 cub  
 club  
 cud  
 cup


3.    
 dub  
 dull  
 dug  
 duck

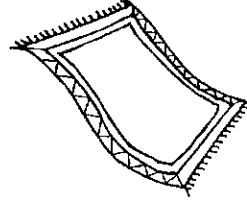
4.    
 gut  
 gull  
 gum  
 gun


5.    
 tub  
 tug  
 tut  
 tuck

6.    
 bug  
 bun  
 bud  
 bad

7.    
 sun  
 sub  
 sum  
 sup

8.    
 hut  
 hug  
 hum  
 hub

9.    
 rag  
 rut  
 rub  
 rug

10.    
 rut  
 rub  
 run  
 rug

# Short u

Directions: Say the name of each picture. Write its name

1.




\_\_\_\_\_

-----

\_\_\_\_\_

2.




\_\_\_\_\_

-----

\_\_\_\_\_

3.

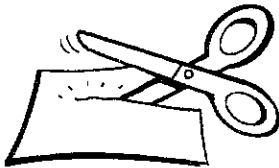


\_\_\_\_\_

-----

\_\_\_\_\_

4.



\_\_\_\_\_

-----

\_\_\_\_\_

5.



\_\_\_\_\_

-----

\_\_\_\_\_

6.

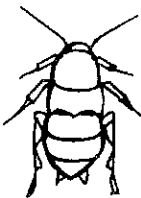


\_\_\_\_\_

-----

\_\_\_\_\_

7.

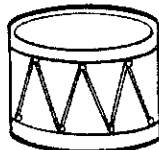


\_\_\_\_\_

-----

\_\_\_\_\_

8.

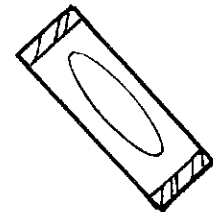


\_\_\_\_\_

-----

\_\_\_\_\_

9.



\_\_\_\_\_

-----

\_\_\_\_\_

10.



\_\_\_\_\_

-----

\_\_\_\_\_

11.

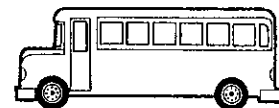


\_\_\_\_\_

-----

\_\_\_\_\_

12.



\_\_\_\_\_


-----


\_\_\_\_\_




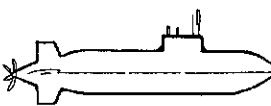
# Short u

**Directions:** Make new rhymes by changing the first consonant. Use the consonant that is in the box at the beginning of the row.

	sun
b	bun
p	
r	
f	

	jug
l	lug
p	
b	
m	

	cup
h	
b	
p	
s	

	sub
p	
r	
h	
t	